



MESSRS. 客戶公司行號

SPECIFICATION FOR APPROVAL

承 認 書

Product	ELECTRET CONDENSER MICROPHONE
Part No.	AMB-O60F25-CB1
Customer Approval	
Customer Part No.	

Approved By	Checked By	Made By
 <p>工程部 JASON CHEN JAN-09-2014</p>	 <p>工程部 ZACK GUO JAN-09-2014</p>	 <p>工程部 JERRY CHEN JAN-09-2014</p>



Advanced Acoustic Technology Corporation
昊宸股份有限公司 // 常州笠翔电子有限公司



ISO 9001 Certified

ISO 14001 Certified

Head Company / 2F, No.207, Sec. 6, Chung Shan N. Rd., Taipei, Taiwan

Tel: +886-2-8866-5255

Fax: +886-2-8866-5250

1. SPECIFICATIONS

AMB-O60F25-CB1

01	Electret's Type	Back type
02	Sensitivity	-25±3dB (0dB=1V/Pa,1KHz)
03	Standard Operation Voltage	2.0 V
04	Output Impedance	2.2 KΩ
05	Directivity	Omni directional
06	Frequency Range	100 - 20K Hz
07	Max. Operation Voltage	10V
08	Current Consumption	Max.0.5mA
09	Sensitivity Reduction	Within -3dB 0dB=1V/Pa,1KHz Vs=2.0to 1.5V
10	S/N Ratio	≥65dB
11	Sound Pressure Level	110 dB
12	Operating Temperature	-20~+60°C
13	Storage Temperature	-25~+70°C

2. MEASURING METHOD

2-1. Test Condition

Standard Conditions:

Generally Temperature 15~35°C

Generally Humidity 45~85%

Generally Atmospheric Pressure 860~1060hpa

Basic Test Conditions:

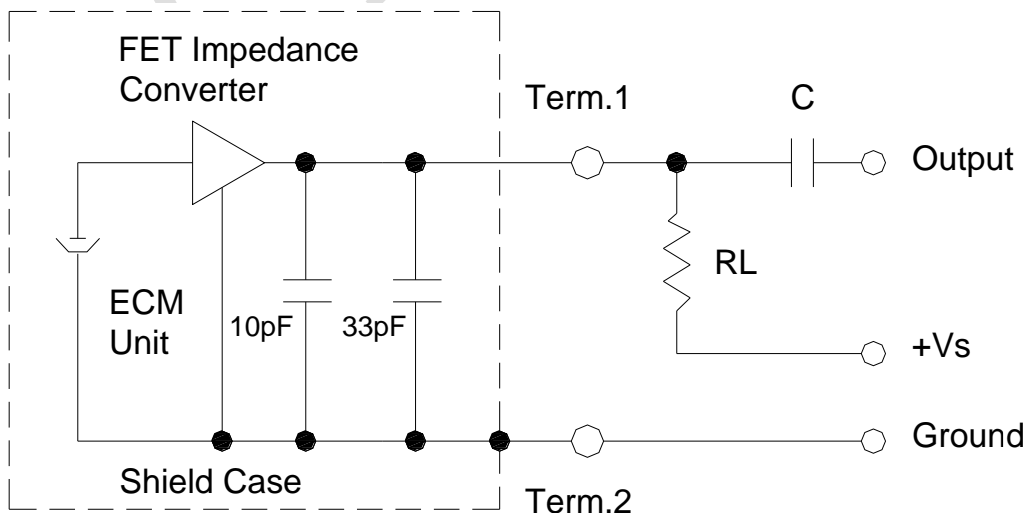
Temperature 20±2°C

Humidity 60~70%

Generally Atmospheric Pressure 860~1060hpa

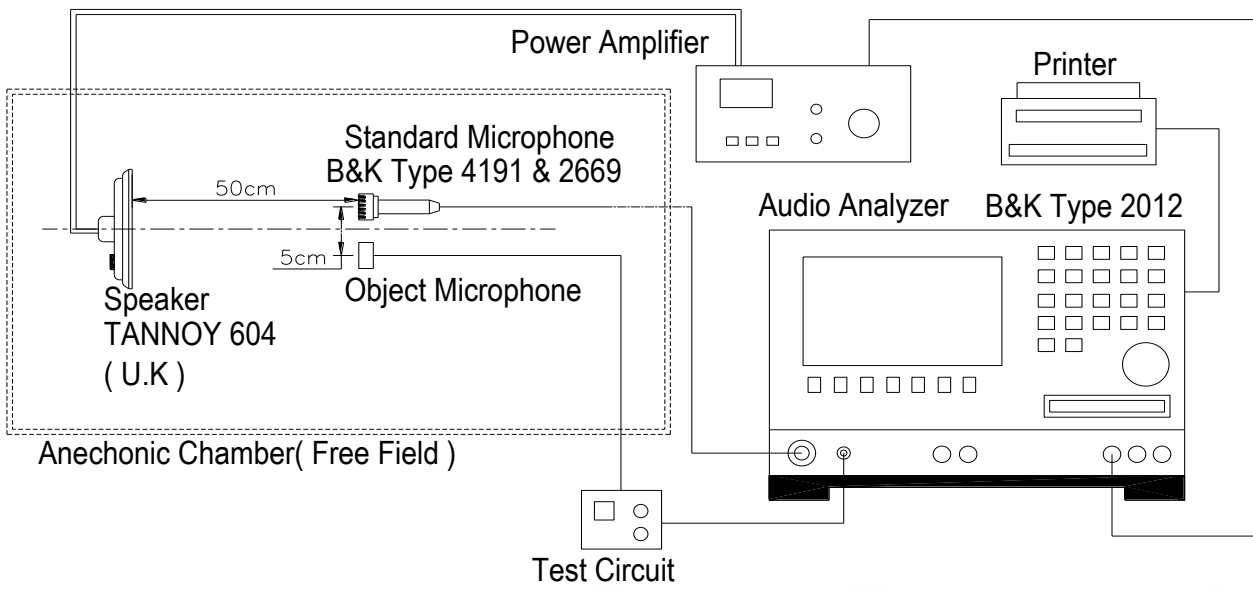
2-2. Standard Test Circuit

Vs=2.0V RL=2.2KΩ Te=20°C R.H.=60%



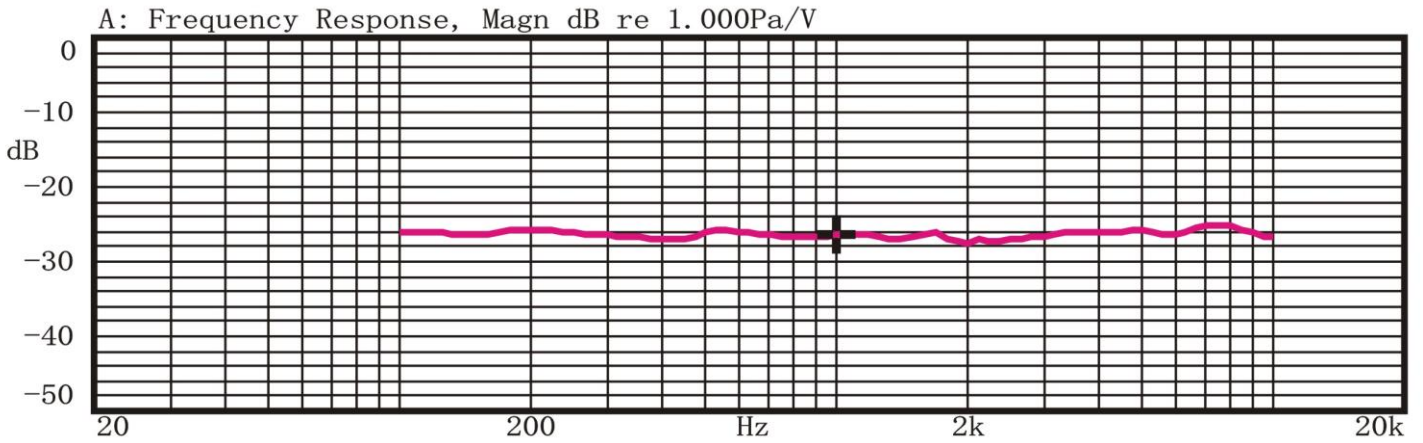
RoHS

2-3. Standard Test Fixture



2-4. Frequency Response Curve

X:1.0000kHz *Y:-26.51dB ZA:Live Curve SSR Fund.



09-JAN-2014 10:31:55

Mode: MICMEAS



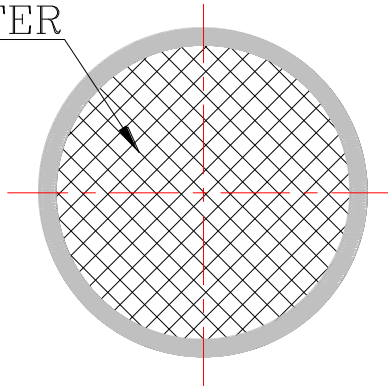
REV NO.

REVISION NOTE

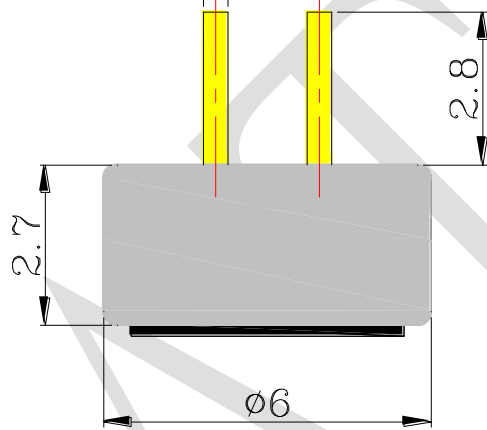
APPROVAL

DATE

FILTER

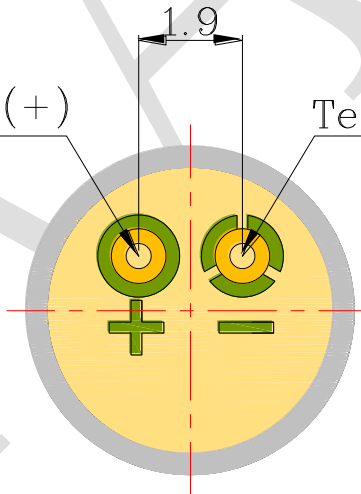


2- $\phi 0.45 \pm 0.1$



Term.1(+)

Term.2(-)



RoHS

TITLE: MICROPHONE

DRAWN: Jerry 2014/01/09

SCALE: 5:1 SHEET: 1 of 1

PART NO. AMB-060F25-CB1

DESIGNED: R & D OF AAT

UNITS: mm

DWG NO. B6027AP-STN

1

CHECKED:

TOLERANCE ± 0.3

APPROVAL:

UNLESS OTHERWISE SPECIFIED:

MATERIAL: *****

ONE PLACE DECIMAL \pm ***

TWO PLACE DECIMAL \pm ***

THREE PLACE DECIMAL \pm ***



ADVANCED ACOUSTIC TECHNOLOGY CORPORATION

4. RELIABILITY TEST


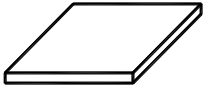
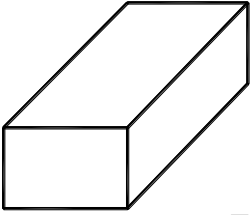
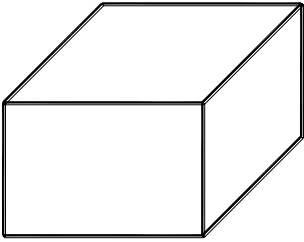
Item		Test Conditions	Evaluation Standard
01	High Temp. Test	After exposure at 70°C for 96 hours	After any tests , the sensitivity to be within $\pm 3\text{dB}$ of initial sensitivity after 3 hours of conditioning at 20°C and shall keep their initial operation and appearance.
02	Low Temp. Test	After exposure at -25°C for 96 hours	
03	Temp. Cycle Test	A After exposure at 70°C for 30 minutes, at room temp. for 10 minutes, at -25°C for 30 minutes, at room temp. for 10 minutes, at 5 cycles.	
04	Humidity Test	After exposure at 40°C and 90 \pm 5% relative humidity for 96 hour.	
05	Vibration Test	10~50Hz for 1 minute full amplitude 1.52mm for 2 hours at three axis.	
06	Drop test	The microphone unit without packaged must be subjected to each 3 drops at three axis from the height of 1 meter to 20mm thick hardwood.	

5. SOLDERING CONDITION

Every microphone has installed FET, The FET is easy broken by **strong heat** and **static electricity**, so when you working on, pls be attention that:

- a. Recommend using constant searing-iron in temperature range **330 \pm 5°C**.
- b. Soldering time **2** seconds.
- c. Don't stay any hole or dust when soldering.
- d. To avoid the microphone be broken by static electricity, the people and working station should install prevent static electricity equipment.

5.PACKING

	DRAWING	QTY(PCS)	SIZE(MM)	MATERIAL	MARKING
PACKING		100	99x99x5	Sponge	
		100	100x100x8	Paper	
MIDDLE		1000	204x104x45	Paper	
OUTER BOX		10000	230x230x275	Paper	