



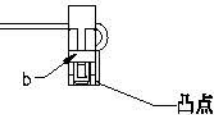
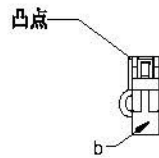
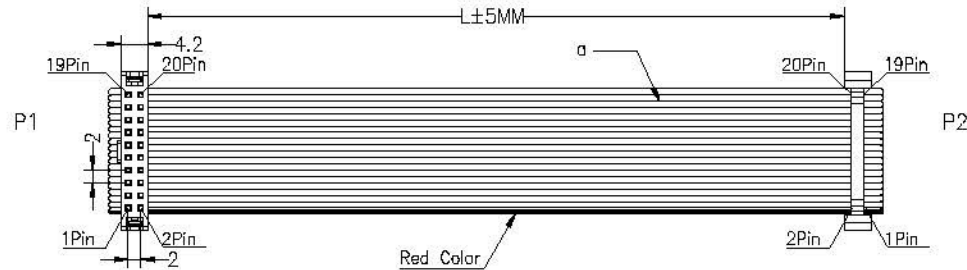
**IDC Connector Specifications**

Rated Current:1.5AMP  
 Contact Resistance:20mΩ Max  
 Withstand Voltage:500V AC/DC  
 Insulation Resistance:1000MΩ Min  
 Operation Temperature:-40°C to +105°C

Contact Material:Brass  
 Contact Plating:Au or Sn Over Ni  
 Insulator Material:PBT(UL94V-0)

**Wire Specifications**  
 Insulator Material:PVC  
 Conductor:7/0.10mm(Tin Plated Copper)

**Testing**  
 Contact Resistance:3Ω Max.  
 Insulation Resistance:10MΩ Min.  
 Withstand Voltage:DC300V, 5second



**Ordering Information**

**F22A 20 S0 H A B XXX 01**

No. of Pins: 20P  
 Contact Plating: G0:Gold Flash, S0:Gold Flash/Ni, SN:Ni  
 IDC Color: B=Black, G=Grey  
 Length: XXX

Item(項目)	L	N	料號
K4702020400	40MM	20	F22A20SOHAB04001
K4702022000	200MM	20	F22A20SOHAB20001

P1	Wire Color	Pin Contact	P2
1	Red	1	1
2	Grey	2	2
3	Grey	3	3
⋮	⋮	⋮	⋮
19	Grey	19	19
20	Grey	20	20

Length	Tolerance
≥100	±3
100~500	±5
>500	±10

b	2.00 IDC XXPin SR Black	1	PCS
	2.00 IDC XXPin Brass With Bump Black	1	PCS
a	UL2651 28AWG PH1.00 XXPin Wires Red Marking Grey Side	XXX	MM
NO. Part No.	Specification	Q'TY	UNIT

OPERATION		DRAW	JinChengXin	18.01.04	SCALE	FIT		
X.X	±0.30	CHECK			UNIT	mm		
X.XX	±0.20				SIZE	A4		
X.XXX	±0.10				SHEET	1/1		
Angle	±3°	APPROVE			PROJ.			
DIM	TOL							
PART NO.		F22A20SOHABXXX01		TITLE:		2.00 IDC TO 2.00 IDC Flat Cable		

REV	DATE	MODIFICATION DESCRIPTION	CHANGE	5	6	7	8	9
A0	2012.08.02	NEW DRAWING						