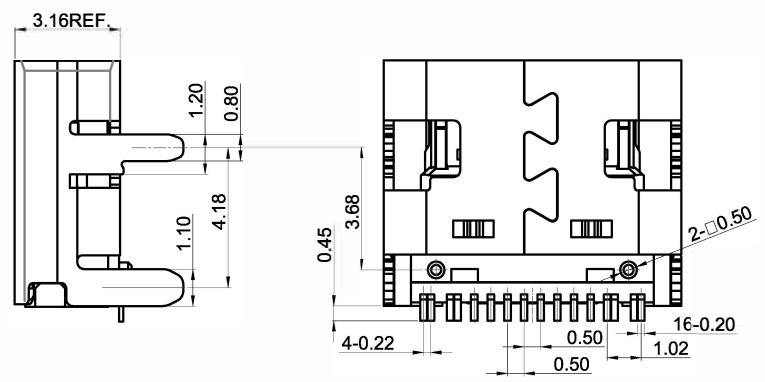
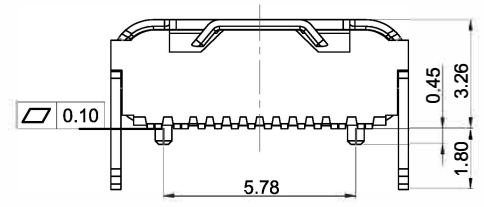
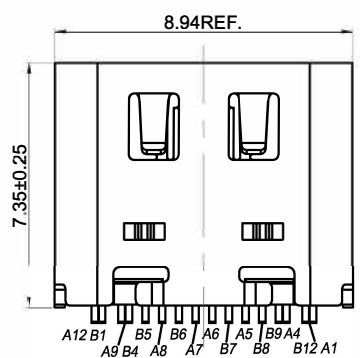


RECOMMENDED P.C.B. LAYOUT



A1	GND	B12	GND
A4	VBUS	B9	VBUS
A5	CC1	B8	SBU2
A6	D+	B7	D-
A7	D-	B6	D+
A8	SBU1	B5	CC2
A9	VBUS	B4	VBUS
A12	GND	B1	GND
PIN	SIGNAL NAME	PIN	SIGNAL NAME

SPECIFICATIONS

Electrical:

- 1. Rating: 3.0A
- 1. Dielectric Withstand Voltage: 100V AC
- 2. Contact Resistance: 40 mΩ Max
- 3. Insulation Resistance: 100 MΩ Min

Material:

- 1. Housing: LCP
- 2. Contact: C7025
- 3. Shell: SUS

Finish:

- 1. Contact: Plated Gold in Mating Area ;
Gold Plated on Solder Balls ;
Nickel under plated overall
- 2. Shell: Nickel under Plated surface layer

DIMENSIONS TOLERANCE METRIC .0=±0.30 .00=±0.20 .000=±0.10 ANG.=±2°	UNITS	MM	FINISH	SEE NOTE	CH'K	Calvin	DRAW NAME								
	QTY	N/A	DRAW	Johnson	APP'D	Selena	USB 3.1 TYPE C 16F 90S SHELL DIP(1.8)								
	MT'L	SEE NOTE	DE'N	Mike	DATE	June .20 .2022	PART NUMBER	WU31CF-16-FBSR25S15							
							DRAW NUMBER	T002	SCALE	1/1	SIZE	A4	SHEET	1	REV.
							FILE NAME	.DWG							