

APPROVAL SHEET

MULTILAYER CERAMIC CAPACITORS

Soft Termination Series (SH Series)

NP0, X7R, X5R & Y5V Dielectrics

0402 to 1812 Sizes, 6.3V to 100V

RoHS Compliance

*Contents in this sheet are subject to change without prior notice.

1. INTRODUCTION

WTC soft termination series MLCC is designed and with a polymer layer within end terminations of product, which can absorb mechanical stress caused by PCB handling in SMT line and reduce the mechanical impact for product. It will offer more robust and reliable performance in applications.

2. FEATURES

- MLCC's termination are with a soft & flexible polymer layer to withstand high bending stress in SMT line.
- Available for any item in standard series range.

3. APPLICATIONS

- Automotive industry.
- Power supply and related industries.
- Lighting industry.
- The other mechanical stress concerned products.

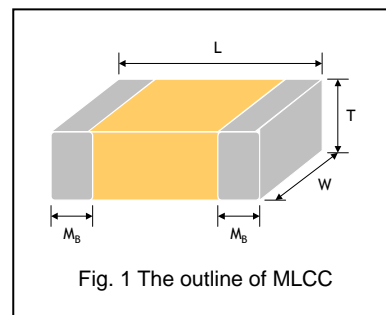
4. HOW TO ORDER

<u>SH</u>	<u>31</u>	<u>B</u>	<u>104</u>	<u>K</u>	<u>500</u>	<u>C</u>	<u>I</u>
<u>Series</u>	<u>Size</u>	<u>Dielectric</u>	<u>Capacitance</u>	<u>Tolerance</u>	<u>Rated voltage</u>	<u>Termination</u>	<u>Packaging</u>
SH=Soft termination	15=0402 (1005) 18=0603 (1608) 21=0805 (2012) 31=1206 (3216) 32=1210 (3225) 43=1812 (4532)	N=NP0 (C0G) B=X7R X=X5R F=Y5V	Two significant digits followed by no. of zeros. And R is in place of decimal point. Eg. 104=10x10 ⁴ =100nF	B=±0.1pF C=±0.25pF D=±0.5pF F=±1% G=±2% J=±5% K=±10% M=±20% Z=-20/+80%	Two significant digits followed by no. of zeros. And R is in place of decimal point. 6R3=6.3 VDC 100=10 VDC 160=16 VDC 250=25 VDC 500=50 VDC 101=100 VDC	C=Ag Polymer /Ni/Sn	T=7" reeled G=13" reeled

Note 1: Please see below product range to find right termination code.

5. EXTERNAL DIMENSIONS & CONSTRUCTIONS

Size Inch (mm)	L (mm)	W (mm)	T (mm)/Symbol	Remark	M _B (mm)
0402 (1005)	1.00±0.20	0.50±0.20	0.50±0.20	E #	0.25 +0.05/-0.10
0603 (1608)	1.60±0.20	0.80±0.10	0.80±0.07	S	0.40±0.15
	1.60±0.30	0.80±0.30	0.80±0.30	X	
0805 (2012)	2.00±0.20	1.25±0.10	0.60±0.10	A	0.50±0.20
			0.80±0.10	B	
	1.25±0.10	D #			
	1.25±0.30	I #			
1206 (3216)	3.20+0.4/-0.1	1.60±0.15	0.80±0.10	B	0.60±0.20
			0.95±0.10	C #	
			1.15±0.15	J #	
			1.25±0.10	D #	
	3.20+0.4/-0.1	1.60±0.20	1.60±0.20	G #	
	3.20±0.50	1.60±0.50	1.60±0.50	P #	
1210 (3225)	3.20±0.40	2.50±0.20	0.95±0.10	C #	0.75±0.25
			1.25±0.10	D #	
	3.20±0.60	2.50±0.50	1.60±0.20	G #	
			2.00±0.20	K #	
			2.50±0.50	M #	
1812 (4532)	4.50+0.6/-0.4	3.20±0.30	1.25±0.10	D #	0.75±0.25
			1.60±0.20	G #	
		3.20±0.40	2.00±0.20	K #	
			2.50±0.50	M #	



Reflow soldering only is recommended.

6. GENERAL ELECTRICAL DATA

Dielectric	NP0	X7R	X5R	Y5V
Size	0402, 0603, 0805, 1206, 1210, 1812			
Capacitance range*	0.1pF to 0.039μF	100pF to 22μF	0.027μF to 10μF	0.01μF to 4.7μF
Capacitance tolerance**	Cap≤5pF: B (±0.1pF), C (±0.25pF) 5pF<Cap<10pF: C (±0.25pF), D (±0.5pF) Cap≥10pF: F (±1%), G (±2%), J (±5%), K (±10%)	K (±10%), M (±20%)		Z (-20/+80%)
Rated voltage (WVDC)	6.3V, 10V, 16V, 25V, 50V, 100V			
Operating temperature	-55 to +125°C	-55 to +125°C	-55 to +85°C	-25 to +85°C
Capacitance characteristic	±30ppm	±15%	±15%	+30/-80%
Termination	Ni/Sn (lead-free termination)			

* Measured at the condition of 30~70% related humidity.

NP0: Apply 1.0±0.2Vrms, 1.0MHz±10% for Cap≤1000pF and 1.0±0.2Vrms, 1.0kHz±10% for Cap>1000pF, 25°C at ambient temperature

X7R, X5R: Apply 1.0±0.2Vrms, 1.0kHz±10%, at 25°C ambient temperature.

Y5V: Apply 1.0±0.2Vrms, 1.0kHz±10%, at 20°C ambient temperature.

** Preconditioning for Class II MLCC: Perform a heat treatment at 150±10°C for 1 hour, then leave in ambient condition for 24±2 hours before measurement.

7. CAPACITANCE RANGE (NP0 Dielectric)

0402, 0603, 0805 Sizes

DIELECTRIC		NP0														
SIZE		0402					0603					0805				
RATED VOLTAGE		10	16	25	50	100	10	16	25	50	100	10	16	25	50	100
Capacitance	0.1pF (0R1)	E	E	E	E											
	0.2pF (0R2)	E	E	E	E											
	0.3pF (0R3)	E	E	E	E											
	0.4pF (0R4)	E	E	E	E											
	0.5pF (0R5)	E	E	E	E	E	S	S	S	S	S	A	A	A	A	A
	0.6pF (0R6)	E	E	E	E	E	S	S	S	S	S	A	A	A	A	A
	0.7pF (0R7)	E	E	E	E	E	S	S	S	S	S	A	A	A	A	A
	0.8pF (0R8)	E	E	E	E	E	S	S	S	S	S	A	A	A	A	A
	0.9pF (0R9)	E	E	E	E	E	S	S	S	S	S	A	A	A	A	A
	1.0pF (1R0)	E	E	E	E	E	S	S	S	S	S	A	A	A	A	A
	1.2pF (1R2)	E	E	E	E	E	S	S	S	S	S	A	A	A	A	A
	1.5pF (1R5)	E	E	E	E	E	S	S	S	S	S	A	A	A	A	A
	1.8pF (1R8)	E	E	E	E	E	S	S	S	S	S	A	A	A	A	A
	2.2pF (2R2)	E	E	E	E	E	S	S	S	S	S	A	A	A	A	A
	2.7pF (2R7)	E	E	E	E	E	S	S	S	S	S	A	A	A	A	A
	3.3pF (3R3)	E	E	E	E	E	S	S	S	S	S	A	A	A	A	A
	3.9pF (3R9)	E	E	E	E	E	S	S	S	S	S	A	A	A	A	A
	4.7pF (4R7)	E	E	E	E	E	S	S	S	S	S	A	A	A	A	A
	5.6pF (5R6)	E	E	E	E	E	S	S	S	S	S	A	A	A	A	A
	6.8pF (6R8)	E	E	E	E	E	S	S	S	S	S	A	A	A	A	A
	8.2pF (8R2)	E	E	E	E	E	S	S	S	S	S	A	A	A	A	A
	10pF (100)	E	E	E	E	E	S	S	S	S	S	A	A	A	A	A
	12pF (120)	E	E	E	E	E	S	S	S	S	S	A	A	A	A	A
	15pF (150)	E	E	E	E	E	S	S	S	S	S	A	A	A	A	A
	18pF (180)	E	E	E	E	E	S	S	S	S	S	A	A	A	A	A
	22pF (220)	E	E	E	E	E	S	S	S	S	S	A	A	A	A	A
	27pF (270)	E	E	E	E	E	S	S	S	S	S	A	A	A	A	A
	33pF (330)	E	E	E	E	E	S	S	S	S	S	A	A	A	A	A
	39pF (390)	E	E	E	E	E	S	S	S	S	S	A	A	A	A	A
	47pF (470)	E	E	E	E	E	S	S	S	S	S	A	A	A	A	A
	56pF (560)	E	E	E	E	E	S	S	S	S	S	A	A	A	A	A
	68pF (680)	E	E	E	E	E	S	S	S	S	S	A	A	A	A	A
	82pF (820)	E	E	E	E	E	S	S	S	S	S	A	A	A	A	A
	100pF (101)	E	E	E	E	E	S	S	S	S	S	A	A	A	A	A
	120pF (121)	E	E	E	E	E	S	S	S	S	S	A	A	A	A	A
	150pF (151)	E	E	E	E	E	S	S	S	S	S	A	A	A	A	A
	180pF (181)	E	E	E	E	E	S	S	S	S	S	A	A	A	A	A
	220pF (221)	E	E	E	E	E	S	S	S	S	S	A	A	A	A	A
	270pF (271)	E	E	E	E	E	S	S	S	S	S	A	A	A	A	A
	330pF (331)	E	E	E	E		S	S	S	S	S	A	A	A	A	A
	390pF (391)	E	E	E	E		S	S	S	S	S	B	B	B	B	B
	470pF (471)	E	E	E	E		S	S	S	S	S	B	B	B	B	B
560pF (561)	E	E	E	E		S	S	S	S	S	B	B	B	B	B	
680pF (681)	E	E	E	E		S	S	S	S	S	B	B	B	B	B	
820pF (821)	E	E	E	E		S	S	S	S	S	B	B	B	B	B	
1,000pF (102)	E	E	E	E		S	S	S	S	S	B	B	B	B	B	
1,200pF (122)						X	X	X	X		B	B	B	B	B	
1,500pF (152)						X	X	X	X		B	B	B	B	B	
1,800pF (182)						X	X	X	X		B	B	B	B	B	
2,200pF (222)						X	X	X	X		B	B	B	B	B	
2,700pF (272)						X	X	X	X		D	D	D	D	D	
3,300pF (332)						X	X	X	X		D	D	D	D	D	
3,900pF (392)											D	D	D	D	D	
4,700pF (472)											D	D	D	D	D	
5,600pF (562)											D	D	D	D	D	
6,800pF (682)											D	D	D	D	D	
8,200pF (822)											D	D	D	D	D	
0.010uF (103)											D	D	D	D		
0.012uF (123)																

1. The letter in cell is expressed the symbol of product thickness.
2. For more information about products with special capacitance or other data, please contact WTC local representative.

1206, 1210, 1812 Sizes

DIELECTRIC		1206					NPO					1812				
SIZE		10	16	25	50	100	10	16	25	50	100	10	16	25	100	
RATED VOLTAGE		10	16	25	50	100	10	16	25	50	100	10	16	25	100	
Capacitance	1.0pF (1R0)															
	1.2pF (1R2)	B	B	B	B	B										
	1.5pF (1R5)	B	B	B	B	B										
	1.8pF (1R8)	B	B	B	B	B										
	2.2pF (2R2)	B	B	B	B	B										
	2.7pF (2R7)	B	B	B	B	B										
	3.3pF (3R3)	B	B	B	B	B										
	3.9pF (3R9)	B	B	B	B	B										
	4.7pF (4R7)	B	B	B	B	B										
	5.6pF (5R6)	B	B	B	B	B										
	6.8pF (6R8)	B	B	B	B	B										
	8.2pF (8R2)	B	B	B	B	B										
	10pF (100)	B	B	B	B	B	C	C	C	C	C	D	D	D	D	D
	12pF (120)	B	B	B	B	B	C	C	C	C	C	D	D	D	D	D
	15pF (150)	B	B	B	B	B	C	C	C	C	C	D	D	D	D	D
	18pF (180)	B	B	B	B	B	C	C	C	C	C	D	D	D	D	D
	22pF (220)	B	B	B	B	B	C	C	C	C	C	D	D	D	D	D
	27pF (270)	B	B	B	B	B	C	C	C	C	C	D	D	D	D	D
	33pF (330)	B	B	B	B	B	C	C	C	C	C	D	D	D	D	D
	39pF (390)	B	B	B	B	B	C	C	C	C	C	D	D	D	D	D
	47pF (470)	B	B	B	B	B	C	C	C	C	C	D	D	D	D	D
	56pF (560)	B	B	B	B	B	C	C	C	C	C	D	D	D	D	D
	68pF (680)	B	B	B	B	B	C	C	C	C	C	D	D	D	D	D
	82pF (820)	B	B	B	B	B	C	C	C	C	C	D	D	D	D	D
	100pF (101)	B	B	B	B	B	C	C	C	C	C	D	D	D	D	D
	120pF (121)	B	B	B	B	B	C	C	C	C	C	D	D	D	D	D
	150pF (151)	B	B	B	B	B	C	C	C	C	C	D	D	D	D	D
	180pF (181)	B	B	B	B	B	C	C	C	C	C	D	D	D	D	D
	220pF (221)	B	B	B	B	B	C	C	C	C	C	D	D	D	D	D
	270pF (271)	B	B	B	B	B	C	C	C	C	C	D	D	D	D	D
	330pF (331)	B	B	B	B	B	C	C	C	C	C	D	D	D	D	D
	390pF (391)	B	B	B	B	B	C	C	C	C	C	D	D	D	D	D
	470pF (471)	B	B	B	B	B	C	C	C	C	C	D	D	D	D	D
	560pF (561)	B	B	B	B	B	C	C	C	C	C	D	D	D	D	D
	680pF (681)	B	B	B	B	B	C	C	C	C	C	D	D	D	D	D
	820pF (821)	B	B	B	B	B	C	C	C	C	C	D	D	D	D	D
	1,000pF (102)	B	B	B	B	B	C	C	C	C	C	D	D	D	D	D
	1,200pF (122)	B	B	B	B	B	C	C	C	C	C	D	D	D	D	D
	1,500pF (152)	B	B	B	B	B	C	C	C	C	C	D	D	D	D	D
1,800pF (182)	B	B	B	B	B	C	C	C	C	C	D	D	D	D	D	
2,200pF (222)	B	B	B	B	B	C	C	C	C	C	D	D	D	D	D	
2,700pF (272)	B	B	B	B	B	C	C	C	C	C	D	D	D	D	D	
3,300pF (332)	B	B	B	B	B	C	C	C	C	C	D	D	D	D	D	
3,900pF (392)	B	B	B	B	B	C	C	C	C	C	D	D	D	D	D	
4,700pF (472)	B	B	B	B	B	C	C	C	C	C	D	D	D	D	D	
5,600pF (562)	B	B	B	B	B	C	C	C	C	C	D	D	D	D	D	
6,800pF (682)	C	C	C	C	C	C	C	C	C	C	D	D	D	D	D	
8,200pF (822)	D	D	D	D	D	C	C	C	C	C	D	D	D	D	D	
0.010μF (103)	D	D	D	D	D	C	C	C	C	C	D	D	D	D	D	
0.012μF (123)	P	P	P	P	P	D	D	D	D	D	D	D	D	D	D	
0.015μF (153)	P	P	P	P	P	D	D	D	D	D	D	D	D	D	D	
0.018μF (183)	P	P	P	P	P						D	D	D	D	D	
0.022μF (223)	P	P	P	P	P						D	D	D	D	D	
0.027μF (273)	P	P	P	P							D	D	D	D	D	
0.033μF (333)	P	P	P	P							D	D	D	D	D	
0.039μF (393)	P	P	P	P												

1. The letter in cell is expressed the symbol of product thickness.
2. For more information about products with special capacitance or other data, please contact WTC local representative.

7-1. CAPACITANCE RANGE (X7R Dielectric)

0402, 0603, 0805 Sizes

DIELECTRIC		X7R														
SIZE		0402					0603					0805				
RATED VOLTAGE		10	16	25	50	100	10	16	25	50	100	10	16	25	50	100
Capacitance	100pF (101)	E	E	E	E	E	S	S	S	S	S	D	D	D	D	D
	120pF (121)	E	E	E	E	E	S	S	S	S	S	D	D	D	D	D
	150pF (151)	E	E	E	E	E	S	S	S	S	S	D	D	D	D	D
	180pF (181)	E	E	E	E	E	S	S	S	S	S	D	D	D	D	D
	220pF (221)	E	E	E	E	E	S	S	S	S	S	D	D	D	D	D
	270pF (271)	E	E	E	E	E	S	S	S	S	S	D	D	D	D	D
	330pF (331)	E	E	E	E	E	S	S	S	S	S	D	D	D	D	D
	390pF (391)	E	E	E	E	E	S	S	S	S	S	D	D	D	D	D
	470pF (471)	E	E	E	E	E	S	S	S	S	S	D	D	D	D	D
	560pF (561)	E	E	E	E	E	S	S	S	S	S	D	D	D	D	D
	680pF (681)	E	E	E	E	E	S	S	S	S	S	D	D	D	D	D
	820pF (821)	E	E	E	E	E	S	S	S	S	S	D	D	D	D	D
	1,000pF (102)	E	E	E	E	E	S	S	S	S	S	D	D	D	D	D
	1,200pF (122)	E	E	E	E	E	S	S	S	S	S	D	D	D	D	D
	1,500pF (152)	E	E	E	E	E	S	S	S	S	S	D	D	D	D	D
	1,800pF (182)	E	E	E	E	E	S	S	S	S	S	D	D	D	D	D
	2,200pF (222)	E	E	E	E	E	S	S	S	S	S	D	D	D	D	D
	2,700pF (272)	E	E	E	E	E	S	S	S	S	S	D	D	D	D	D
	3,300pF (332)	E	E	E	E	E	S	S	S	S	S	D	D	D	D	D
	3,900pF (392)	E	E	E	E	E	S	S	S	S	S	D	D	D	D	D
	4,700pF (472)	E	E	E	E	E	S	S	S	S	S	D	D	D	D	D
	5,600pF (562)	E	E	E	E		S	S	S	S	S	D	D	D	D	D
	6,800pF (682)	E	E	E	E		S	S	S	S	S	D	D	D	D	D
	8,200pF (822)	E	E	E	E		S	S	S	S	S	D	D	D	D	D
	0.010μF (103)	E	E	E	E		S	S	S	S	S	D	D	D	D	D
	0.012μF (123)	E	E	E			S	S	S	S	X	D	D	D	D	D
	0.015μF (153)	E	E	E			S	S	S	S	X	D	D	D	D	D
	0.018μF (183)	E	E	E			S	S	S	S	X	D	D	D	D	D
	0.022μF (223)	E	E	E			S	S	S	S	X	D	D	D	D	D
	0.027μF (273)	E	E	E			S	S	S	S	X	D	D	D	D	D
	0.033μF (333)	E	E	E			S	S	S	X	X	D	D	D	D	D
	0.039μF (393)	E	E	E			S	S	S	X	X	D	D	D	D	D
	0.047μF (473)	E	E	E			S	S	S	X	X	D	D	D	D	D
	0.056μF (563)	E	E				S	S	S	X	X	D	D	D	D	D
	0.068μF (683)	E	E				S	S	S	X	X	D	D	D	D	D
	0.082μF (823)	E	E				S	S	S	X	X	D	D	D	D	D
	0.10μF (104)	E	E				S	S	S	X	X	D	D	D	D	D
	0.12μF (124)						S	S	X			D	D	D	D	
	0.15μF (154)						S	S	X			D	D	D	D	
	0.18μF (184)						S	S	X			D	D	D	D	
	0.22μF (224)						S	S	X			D	D	D	D	I
	0.27μF (274)						X	X	X			I	I	I	I	
	0.33μF (334)						X	X	X			I	I	I	I	
	0.39μF (394)						X	X	X			I	I	I	I	
	0.47μF (474)						X	X	X			I	I	I	I	
	0.56μF (564)						X	X				I	I	I		
	0.68μF (684)						X	X				I	I	I		
0.82μF (824)						X	X				I	I	I			
1.0μF (105)						X	X				I	I	I	I		
1.5μF (155)											I	I	I			
2.2μF (225)											I	I	I			
4.7μF (475)												I				

1. The letter in cell is expressed the symbol of product thickness.
2. For more information about products with special capacitance or other data, please contact WTC local representative.

1206, 1210, 1812 Sizes

DIELECTRIC	X7R														
	1206					1210					1812				
	10	16	25	50	100	10	16	25	50	100	10	16	25	50	100
100pF (101)															
120pF (121)															
150pF (151)	D	D	D	D	D										
180pF (181)	D	D	D	D	D										
220pF (221)	D	D	D	D	D										
270pF (271)	D	D	D	D	D										
330pF (331)	D	D	D	D	D										
390pF (391)	D	D	D	D	D										
470pF (471)	D	D	D	D	D										
560pF (561)	D	D	D	D	D										
680pF (681)	D	D	D	D	D										
820pF (821)	D	D	D	D	D										
1,000pF (102)	D	D	D	D	D	C	C	C	C	C	D	D	D	D	D
1,200pF (122)	D	D	D	D	D	C	C	C	C	C	D	D	D	D	D
1,500pF (152)	D	D	D	D	D	C	C	C	C	C	D	D	D	D	D
1,800pF (182)	D	D	D	D	D	C	C	C	C	C	D	D	D	D	D
2,200pF (222)	D	D	D	D	D	C	C	C	C	C	D	D	D	D	D
2,700pF (272)	D	D	D	D	D	C	C	C	C	C	D	D	D	D	D
3,300pF (332)	D	D	D	D	D	C	C	C	C	C	D	D	D	D	D
3,900pF (392)	D	D	D	D	D	C	C	C	C	C	D	D	D	D	D
4,700pF (472)	D	D	D	D	D	C	C	C	C	C	D	D	D	D	D
5,600pF (562)	D	D	D	D	D	C	C	C	C	C	D	D	D	D	D
6,800pF (682)	D	D	D	D	D	C	C	C	C	C	D	D	D	D	D
8,200pF (822)	D	D	D	D	D	C	C	C	C	C	D	D	D	D	D
0.010μF (103)	D	D	D	D	D	C	C	C	C	C	D	D	D	D	D
0.012μF (123)	D	D	D	D	D	C	C	C	C	C	D	D	D	D	D
0.015μF (153)	D	D	D	D	D	C	C	C	C	C	D	D	D	D	D
0.018μF (183)	D	D	D	D	D	C	C	C	C	C	D	D	D	D	D
0.022μF (223)	D	D	D	D	D	C	C	C	C	C	D	D	D	D	D
0.027μF (273)	D	D	D	D	D	C	C	C	C	C	D	D	D	D	D
0.033μF (333)	D	D	D	D	D	C	C	C	C	C	D	D	D	D	D
0.039μF (393)	D	D	D	D	D	C	C	C	C	C	D	D	D	D	D
0.047μF (473)	D	D	D	D	D	C	C	C	C	C	D	D	D	D	D
0.056μF (563)	D	D	D	D	D	C	C	C	C	C	D	D	D	D	D
0.068μF (683)	D	D	D	D	D	C	C	C	C	C	D	D	D	D	D
0.082μF (823)	D	D	D	D	D	C	C	C	C	C	D	D	D	D	D
0.10μF (104)	D	D	D	D	D	C	C	C	C	C	D	D	D	D	D
0.12μF (124)	D	D	D	D	D	C	C	C	C	C	D	D	D	D	D
0.15μF (154)	C	C	C	C	G	C	C	C	C	D	D	D	D	D	D
0.18μF (184)	C	C	C	C	G	C	C	C	C	D	D	D	D	D	D
0.22μF (224)	C	C	C	C	G	C	C	C	C	D	D	D	D	D	D
0.27μF (274)	C	C	C	D	G	C	C	C	C	G	D	D	D	D	D
0.33μF (334)	C	C	C	D	G	C	C	C	D	G	D	D	D	D	D
0.39μF (394)	C	C	J	P	G	C	C	C	D	M	D	D	D	D	D
0.47μF (474)	J	J	J	P	G	C	C	C	D	M	D	D	D	D	K
0.56μF (564)	J	J	J	P	P	D	D	D	D	M	D	D	D	D	K
0.68μF (684)	J	J	J	P	P	D	D	D	D	K	D	D	D	K	K
0.82μF (824)	J	J	J	P	P	D	D	D	D	K	D	D	D	K	K
1.0μF (105)	J	J	J	P	P	D	D	D	D	K	D	D	D	K	K
1.5μF (155)	J	J	P				K	G	M	M					K
2.2μF (225)	J	J	P	P			K	G	M	M				M	M
3.3μF (335)	P	P	P				K	G							
4.7μF (475)	P	P	P			K	K	K	M						
10μF (106)	P	P	P			K	K	M	M						
22μF (226)	P						M								
47μF (476)															

1. The letter in cell is expressed the symbol of product thickness.
2. For more information about products with special capacitance or other data, please contact WTC local representative.

8. PACKAGING STYLE AND QUANTITY

Size	Thickness (mm)/Symbol		Paper tape		Plastic tape	
			7" reel	13" reel	7" reel	13" reel
0402 (1005)	0.50±0.20	E	10k	-	-	-
0603 (1608)	0.80±0.07	S	4k	15k	-	-
	0.80±0.30	X	4k	15k	-	-
0805 (2012)	0.60±0.10	A	4k	15k	-	-
	0.80±0.10	B	4k	15k	-	-
	1.25±0.10	D	-	-	3k	10k
	1.25±0.30	I	-	-	3k	10k
1206 (3216)	0.80±0.10	B	4k	15k	-	-
	0.95±0.10	C	-	-	3k	10k
	1.15±0.15	J	-	-	3k	10k
	1.25±0.10	D	-	-	3k	10k
	1.60±0.20	G	-	-	2k	10k
	1.60±0.50	P	-	-	2k	9k
1210 (3225)	0.95±0.10	C	-	-	3k	10k
	1.25±0.10	D	-	-	3k	10k
	1.60±0.20	G	-	-	2k	-
	2.00±0.20	K	-	-	1k	6k
	2.50±0.50	M	-	-	1k	6k
1812 (4532)	1.25±0.10	D	-	-	1k	5k
	1.60±0.20	G	-	-	1k	-
	2.00±0.20	K	-	-	1k	-
	2.50±0.50	M	-	-	0.5k	3k

Unit: pieces

9. RELIABILITY TEST CONDITIONS AND REQUIREMENTS

No.	Item	Test Condition	Requirements																																																																				
1.	Visual and Mechanical	---	* No remarkable defect. * Dimensions to conform to individual specification sheet.																																																																				
2.	Capacitance	Class I: (NP0)	* Shall not exceed the limits given in the detailed spec.																																																																				
3.	Q/ D.F. (Dissipation Factor)	$\leq 1000\text{pF}$, $1.0\pm 0.2V_{rms} \cdot 1\text{MHz}\pm 10\%$ $> 1000\text{pF}$, $1.0\pm 0.2V_{rms} \cdot 1\text{KHz}\pm 10\%$ Class II: (X7R, X7E, X6S, X5R, Y5V) $C \leq 10\mu\text{F}$, $1.0\pm 0.2V_{rms} \cdot 1\text{KHz}\pm 10\%$ ** $C > 10\mu\text{F}$, $0.5\pm 0.2V_{rms} \cdot 120\text{Hz}\pm 20\%$	NP0: $\text{Cap} \geq 30\text{pF}$, $Q \geq 1000$; $\text{Cap} < 30\text{pF}$, $Q \geq 400+20C$ X7R, X5R, X6S: <table border="1"> <thead> <tr> <th>Rated vol.</th> <th>D.F. \leq</th> <th colspan="2">Exception of D.F. \leq</th> </tr> </thead> <tbody> <tr> <td rowspan="3">$\geq 100V$</td> <td rowspan="3">$\leq 2.5\%$</td> <td>$\leq 3\%$</td> <td>1206 $\geq 0.47\mu\text{F}$</td> </tr> <tr> <td>$\leq 5\%$</td> <td>0805 $> 0.1\mu\text{F}$; 0603 $\geq 0.068\mu\text{F}$; 1206 $> 1\mu\text{F}$; 1210 $\geq 2.2\mu\text{F}$; TT series</td> </tr> <tr> <td>$\leq 10\%$</td> <td>0201(50V); 0603 $\geq 0.047\mu\text{F}$; 0805 $\geq 0.18\mu\text{F}$; 1206 $\geq 0.47\mu\text{F}$</td> </tr> <tr> <td rowspan="3">50V</td> <td rowspan="3">$\leq 2.5\%$</td> <td>$\leq 3\%$</td> <td>1210 $\geq 4.7\mu\text{F}$</td> </tr> <tr> <td>$\leq 5\%$</td> <td>0402 $\geq 0.1\mu\text{F}$; 0603 $> 0.1\mu\text{F}$; 0805 $\geq 1\mu\text{F}$; 1206 $\geq 2.2\mu\text{F}$; 1210 $\geq 10\mu\text{F}$; TT series</td> </tr> <tr> <td>$\leq 10\%$</td> <td>0402 $\geq 0.1\mu\text{F}$; 0603 $\geq 2.2\mu\text{F}$; 1206 $\geq 2.2\mu\text{F}$; 1210 $\geq 10\mu\text{F}$</td> </tr> <tr> <td rowspan="3">35V</td> <td rowspan="3">$\leq 3.5\%$</td> <td>$\leq 5\%$</td> <td>0201 $\geq 0.01\mu\text{F}$; 0805 $\geq 1\mu\text{F}$; 1210 $\geq 10\mu\text{F}$</td> </tr> <tr> <td>$\leq 7\%$</td> <td>0603 $\geq 0.33\mu\text{F}$; 1206 $\geq 4.7\mu\text{F}$</td> </tr> <tr> <td>$\leq 10\%$</td> <td>0201 $\geq 0.1\mu\text{F}$; 0402 $\geq 0.10\mu\text{F}$; 0603 $\geq 0.47\mu\text{F}$; 0805 $\geq 2.2\mu\text{F}$; 1206 $\geq 6.8\mu\text{F}$; 1210 $\geq 22\mu\text{F}$; TT series</td> </tr> <tr> <td rowspan="3">25V</td> <td rowspan="3">$\leq 3.5\%$</td> <td>$\leq 5\%$</td> <td>0402 $\geq 0.47\mu\text{F}$</td> </tr> <tr> <td>$\leq 7\%$</td> <td>0201 $\geq 0.01\mu\text{F}$; 0402 $\geq 0.033\mu\text{F}$; 0603 $\geq 0.15\mu\text{F}$; 0805 $\geq 0.68\mu\text{F}$; 1206 $\geq 2.2\mu\text{F}$; 1210 $\geq 4.7\mu\text{F}$</td> </tr> <tr> <td>$\leq 10\%$</td> <td>0201 $\geq 0.1\mu\text{F}$; 0402 $\geq 0.22\mu\text{F}$; 0603 $\geq 0.68\mu\text{F}$; 0805 $\geq 2.2\mu\text{F}$; 1206 $\geq 4.7\mu\text{F}$; 1210 $\geq 22\mu\text{F}$; TT series</td> </tr> <tr> <td rowspan="3">16V</td> <td rowspan="3">$\leq 3.5\%$</td> <td>$\leq 5\%$</td> <td>0201 $\geq 0.012\mu\text{F}$; 0402 $\geq 0.33\mu\text{F}$ (0402/X7R $\geq 0.22\mu\text{F}$); TT series</td> </tr> <tr> <td>$\leq 10\%$</td> <td>0603 $\geq 0.33\mu\text{F}$; 0805 $\geq 2.2\mu\text{F}$; 1206 $\geq 2.2\mu\text{F}$; 1210 $\geq 22\mu\text{F}$; 01R5</td> </tr> <tr> <td>$\leq 15\%$</td> <td>0201 $\geq 0.1\mu\text{F}$; 0402 $\geq 1\mu\text{F}$</td> </tr> <tr> <td rowspan="3">10V</td> <td rowspan="3">$\leq 5\%$</td> <td>$\leq 10\%$</td> <td>0201 $\geq 0.1\mu\text{F}$; 0402 $\geq 1\mu\text{F}$; 0603 $\geq 10\mu\text{F}$; 0805 $\geq 4.7\mu\text{F}$; 1206 $\geq 47\mu\text{F}$; 1210 $\geq 100\mu\text{F}$; TT series</td> </tr> <tr> <td>$\leq 20\%$</td> <td>0402 $\geq 2.2\mu\text{F}$</td> </tr> <tr> <td>---</td> <td>---</td> </tr> <tr> <td rowspan="3">6.3V</td> <td rowspan="3">$\leq 10\%$</td> <td>$\leq 15\%$</td> <td>---</td> </tr> <tr> <td>$\leq 20\%$</td> <td>---</td> </tr> <tr> <td>---</td> <td>---</td> </tr> <tr> <td rowspan="3">4V</td> <td rowspan="3">$\leq 15\%$</td> <td>---</td> <td>---</td> </tr> <tr> <td>---</td> <td>---</td> </tr> <tr> <td>---</td> <td>---</td> </tr> </tbody> </table>	Rated vol.	D.F. \leq	Exception of D.F. \leq		$\geq 100V$	$\leq 2.5\%$	$\leq 3\%$	1206 $\geq 0.47\mu\text{F}$	$\leq 5\%$	0805 $> 0.1\mu\text{F}$; 0603 $\geq 0.068\mu\text{F}$; 1206 $> 1\mu\text{F}$; 1210 $\geq 2.2\mu\text{F}$; TT series	$\leq 10\%$	0201(50V); 0603 $\geq 0.047\mu\text{F}$; 0805 $\geq 0.18\mu\text{F}$; 1206 $\geq 0.47\mu\text{F}$	50V	$\leq 2.5\%$	$\leq 3\%$	1210 $\geq 4.7\mu\text{F}$	$\leq 5\%$	0402 $\geq 0.1\mu\text{F}$; 0603 $> 0.1\mu\text{F}$; 0805 $\geq 1\mu\text{F}$; 1206 $\geq 2.2\mu\text{F}$; 1210 $\geq 10\mu\text{F}$; TT series	$\leq 10\%$	0402 $\geq 0.1\mu\text{F}$; 0603 $\geq 2.2\mu\text{F}$; 1206 $\geq 2.2\mu\text{F}$; 1210 $\geq 10\mu\text{F}$	35V	$\leq 3.5\%$	$\leq 5\%$	0201 $\geq 0.01\mu\text{F}$; 0805 $\geq 1\mu\text{F}$; 1210 $\geq 10\mu\text{F}$	$\leq 7\%$	0603 $\geq 0.33\mu\text{F}$; 1206 $\geq 4.7\mu\text{F}$	$\leq 10\%$	0201 $\geq 0.1\mu\text{F}$; 0402 $\geq 0.10\mu\text{F}$; 0603 $\geq 0.47\mu\text{F}$; 0805 $\geq 2.2\mu\text{F}$; 1206 $\geq 6.8\mu\text{F}$; 1210 $\geq 22\mu\text{F}$; TT series	25V	$\leq 3.5\%$	$\leq 5\%$	0402 $\geq 0.47\mu\text{F}$	$\leq 7\%$	0201 $\geq 0.01\mu\text{F}$; 0402 $\geq 0.033\mu\text{F}$; 0603 $\geq 0.15\mu\text{F}$; 0805 $\geq 0.68\mu\text{F}$; 1206 $\geq 2.2\mu\text{F}$; 1210 $\geq 4.7\mu\text{F}$	$\leq 10\%$	0201 $\geq 0.1\mu\text{F}$; 0402 $\geq 0.22\mu\text{F}$; 0603 $\geq 0.68\mu\text{F}$; 0805 $\geq 2.2\mu\text{F}$; 1206 $\geq 4.7\mu\text{F}$; 1210 $\geq 22\mu\text{F}$; TT series	16V	$\leq 3.5\%$	$\leq 5\%$	0201 $\geq 0.012\mu\text{F}$; 0402 $\geq 0.33\mu\text{F}$ (0402/X7R $\geq 0.22\mu\text{F}$); TT series	$\leq 10\%$	0603 $\geq 0.33\mu\text{F}$; 0805 $\geq 2.2\mu\text{F}$; 1206 $\geq 2.2\mu\text{F}$; 1210 $\geq 22\mu\text{F}$; 01R5	$\leq 15\%$	0201 $\geq 0.1\mu\text{F}$; 0402 $\geq 1\mu\text{F}$	10V	$\leq 5\%$	$\leq 10\%$	0201 $\geq 0.1\mu\text{F}$; 0402 $\geq 1\mu\text{F}$; 0603 $\geq 10\mu\text{F}$; 0805 $\geq 4.7\mu\text{F}$; 1206 $\geq 47\mu\text{F}$; 1210 $\geq 100\mu\text{F}$; TT series	$\leq 20\%$	0402 $\geq 2.2\mu\text{F}$	---	---	6.3V	$\leq 10\%$	$\leq 15\%$	---	$\leq 20\%$	---	---	---	4V	$\leq 15\%$	---	---	---	---	---	---
		Rated vol.	D.F. \leq	Exception of D.F. \leq																																																																			
		$\geq 100V$	$\leq 2.5\%$	$\leq 3\%$	1206 $\geq 0.47\mu\text{F}$																																																																		
				$\leq 5\%$	0805 $> 0.1\mu\text{F}$; 0603 $\geq 0.068\mu\text{F}$; 1206 $> 1\mu\text{F}$; 1210 $\geq 2.2\mu\text{F}$; TT series																																																																		
				$\leq 10\%$	0201(50V); 0603 $\geq 0.047\mu\text{F}$; 0805 $\geq 0.18\mu\text{F}$; 1206 $\geq 0.47\mu\text{F}$																																																																		
		50V	$\leq 2.5\%$	$\leq 3\%$	1210 $\geq 4.7\mu\text{F}$																																																																		
				$\leq 5\%$	0402 $\geq 0.1\mu\text{F}$; 0603 $> 0.1\mu\text{F}$; 0805 $\geq 1\mu\text{F}$; 1206 $\geq 2.2\mu\text{F}$; 1210 $\geq 10\mu\text{F}$; TT series																																																																		
				$\leq 10\%$	0402 $\geq 0.1\mu\text{F}$; 0603 $\geq 2.2\mu\text{F}$; 1206 $\geq 2.2\mu\text{F}$; 1210 $\geq 10\mu\text{F}$																																																																		
		35V	$\leq 3.5\%$	$\leq 5\%$	0201 $\geq 0.01\mu\text{F}$; 0805 $\geq 1\mu\text{F}$; 1210 $\geq 10\mu\text{F}$																																																																		
				$\leq 7\%$	0603 $\geq 0.33\mu\text{F}$; 1206 $\geq 4.7\mu\text{F}$																																																																		
				$\leq 10\%$	0201 $\geq 0.1\mu\text{F}$; 0402 $\geq 0.10\mu\text{F}$; 0603 $\geq 0.47\mu\text{F}$; 0805 $\geq 2.2\mu\text{F}$; 1206 $\geq 6.8\mu\text{F}$; 1210 $\geq 22\mu\text{F}$; TT series																																																																		
		25V	$\leq 3.5\%$	$\leq 5\%$	0402 $\geq 0.47\mu\text{F}$																																																																		
				$\leq 7\%$	0201 $\geq 0.01\mu\text{F}$; 0402 $\geq 0.033\mu\text{F}$; 0603 $\geq 0.15\mu\text{F}$; 0805 $\geq 0.68\mu\text{F}$; 1206 $\geq 2.2\mu\text{F}$; 1210 $\geq 4.7\mu\text{F}$																																																																		
				$\leq 10\%$	0201 $\geq 0.1\mu\text{F}$; 0402 $\geq 0.22\mu\text{F}$; 0603 $\geq 0.68\mu\text{F}$; 0805 $\geq 2.2\mu\text{F}$; 1206 $\geq 4.7\mu\text{F}$; 1210 $\geq 22\mu\text{F}$; TT series																																																																		
		16V	$\leq 3.5\%$	$\leq 5\%$	0201 $\geq 0.012\mu\text{F}$; 0402 $\geq 0.33\mu\text{F}$ (0402/X7R $\geq 0.22\mu\text{F}$); TT series																																																																		
$\leq 10\%$	0603 $\geq 0.33\mu\text{F}$; 0805 $\geq 2.2\mu\text{F}$; 1206 $\geq 2.2\mu\text{F}$; 1210 $\geq 22\mu\text{F}$; 01R5																																																																						
$\leq 15\%$	0201 $\geq 0.1\mu\text{F}$; 0402 $\geq 1\mu\text{F}$																																																																						
10V	$\leq 5\%$	$\leq 10\%$	0201 $\geq 0.1\mu\text{F}$; 0402 $\geq 1\mu\text{F}$; 0603 $\geq 10\mu\text{F}$; 0805 $\geq 4.7\mu\text{F}$; 1206 $\geq 47\mu\text{F}$; 1210 $\geq 100\mu\text{F}$; TT series																																																																				
		$\leq 20\%$	0402 $\geq 2.2\mu\text{F}$																																																																				
		---	---																																																																				
6.3V	$\leq 10\%$	$\leq 15\%$	---																																																																				
		$\leq 20\%$	---																																																																				
		---	---																																																																				
4V	$\leq 15\%$	---	---																																																																				
		---	---																																																																				
		---	---																																																																				
Y5V:	<table border="1"> <thead> <tr> <th>Rated vol.</th> <th>D.F. \leq</th> <th colspan="2">Exception of D.F. \leq</th> </tr> </thead> <tbody> <tr> <td rowspan="2">$\geq 50V$</td> <td rowspan="2">$\leq 5\%$</td> <td>$\leq 7\%$</td> <td>0603 $\geq 0.1\mu\text{F}$; 0805 $\geq 0.47\mu\text{F}$; 1206 $\geq 4.7\mu\text{F}$; TT series</td> </tr> <tr> <td>$\leq 12.5\%$</td> <td>1210 $\geq 6.8\mu\text{F}$</td> </tr> <tr> <td>35V</td> <td>$\leq 7\%$</td> <td>---</td> <td>---</td> </tr> <tr> <td rowspan="2">25V</td> <td rowspan="2">$\leq 5\%$</td> <td>$\leq 7\%$</td> <td>0402 $\geq 0.047\mu\text{F}$; 0603 $\geq 0.1\mu\text{F}$; 0805 $\geq 0.33\mu\text{F}$; 1206 $\geq 1\mu\text{F}$; 1210 $\geq 4.7\mu\text{F}$</td> </tr> <tr> <td>$\leq 9\%$</td> <td>0402 $\geq 0.068\mu\text{F}$; 0603 $\geq 0.47\mu\text{F}$; 1206 $\geq 4.7\mu\text{F}$; 1210 $\geq 22\mu\text{F}$; TT series</td> </tr> <tr> <td rowspan="2">16V (C < 1.0μF)</td> <td rowspan="2">$\leq 7\%$</td> <td>$\leq 9\%$</td> <td>0402 $\geq 0.068\mu\text{F}$; 0603 $\geq 0.68\mu\text{F}$</td> </tr> <tr> <td>$\leq 12.5\%$</td> <td>0402 $\geq 0.22\mu\text{F}$</td> </tr> <tr> <td rowspan="2">16V (C $\geq 1.0\mu\text{F}$)</td> <td rowspan="2">$\leq 9\%$</td> <td>$\leq 12.5\%$</td> <td>0603 $\geq 2.2\mu\text{F}$; 0805 $\geq 3.3\mu\text{F}$; 1206 $\geq 10\mu\text{F}$; 1210 $\geq 22\mu\text{F}$; 1812 $\geq 47\mu\text{F}$; TT series</td> </tr> <tr> <td>---</td> <td>---</td> </tr> <tr> <td>10V</td> <td>$\leq 12.5\%$</td> <td>$\leq 20\%$</td> <td>0402 $\geq 0.47\mu\text{F}$</td> </tr> <tr> <td>6.3V</td> <td>$\leq 20\%$</td> <td>---</td> <td>---</td> </tr> </tbody> </table>	Rated vol.	D.F. \leq	Exception of D.F. \leq		$\geq 50V$	$\leq 5\%$	$\leq 7\%$	0603 $\geq 0.1\mu\text{F}$; 0805 $\geq 0.47\mu\text{F}$; 1206 $\geq 4.7\mu\text{F}$; TT series	$\leq 12.5\%$	1210 $\geq 6.8\mu\text{F}$	35V	$\leq 7\%$	---	---	25V	$\leq 5\%$	$\leq 7\%$	0402 $\geq 0.047\mu\text{F}$; 0603 $\geq 0.1\mu\text{F}$; 0805 $\geq 0.33\mu\text{F}$; 1206 $\geq 1\mu\text{F}$; 1210 $\geq 4.7\mu\text{F}$	$\leq 9\%$	0402 $\geq 0.068\mu\text{F}$; 0603 $\geq 0.47\mu\text{F}$; 1206 $\geq 4.7\mu\text{F}$; 1210 $\geq 22\mu\text{F}$; TT series	16V (C < 1.0 μF)	$\leq 7\%$	$\leq 9\%$	0402 $\geq 0.068\mu\text{F}$; 0603 $\geq 0.68\mu\text{F}$	$\leq 12.5\%$	0402 $\geq 0.22\mu\text{F}$	16V (C $\geq 1.0\mu\text{F}$)	$\leq 9\%$	$\leq 12.5\%$	0603 $\geq 2.2\mu\text{F}$; 0805 $\geq 3.3\mu\text{F}$; 1206 $\geq 10\mu\text{F}$; 1210 $\geq 22\mu\text{F}$; 1812 $\geq 47\mu\text{F}$; TT series	---	---	10V	$\leq 12.5\%$	$\leq 20\%$	0402 $\geq 0.47\mu\text{F}$	6.3V	$\leq 20\%$	---	---																														
Rated vol.	D.F. \leq	Exception of D.F. \leq																																																																					
$\geq 50V$	$\leq 5\%$	$\leq 7\%$	0603 $\geq 0.1\mu\text{F}$; 0805 $\geq 0.47\mu\text{F}$; 1206 $\geq 4.7\mu\text{F}$; TT series																																																																				
		$\leq 12.5\%$	1210 $\geq 6.8\mu\text{F}$																																																																				
35V	$\leq 7\%$	---	---																																																																				
25V	$\leq 5\%$	$\leq 7\%$	0402 $\geq 0.047\mu\text{F}$; 0603 $\geq 0.1\mu\text{F}$; 0805 $\geq 0.33\mu\text{F}$; 1206 $\geq 1\mu\text{F}$; 1210 $\geq 4.7\mu\text{F}$																																																																				
		$\leq 9\%$	0402 $\geq 0.068\mu\text{F}$; 0603 $\geq 0.47\mu\text{F}$; 1206 $\geq 4.7\mu\text{F}$; 1210 $\geq 22\mu\text{F}$; TT series																																																																				
16V (C < 1.0 μF)	$\leq 7\%$	$\leq 9\%$	0402 $\geq 0.068\mu\text{F}$; 0603 $\geq 0.68\mu\text{F}$																																																																				
		$\leq 12.5\%$	0402 $\geq 0.22\mu\text{F}$																																																																				
16V (C $\geq 1.0\mu\text{F}$)	$\leq 9\%$	$\leq 12.5\%$	0603 $\geq 2.2\mu\text{F}$; 0805 $\geq 3.3\mu\text{F}$; 1206 $\geq 10\mu\text{F}$; 1210 $\geq 22\mu\text{F}$; 1812 $\geq 47\mu\text{F}$; TT series																																																																				
		---	---																																																																				
10V	$\leq 12.5\%$	$\leq 20\%$	0402 $\geq 0.47\mu\text{F}$																																																																				
6.3V	$\leq 20\%$	---	---																																																																				
4.	Dielectric Strength	To apply voltage ($\leq 100V$) 250%. Duration: 1 to 5 sec. Charge and discharge current less than 50mA.	* No evidence of damage or flash over during test.																																																																				
5.	Insulation Resistance	To apply rated voltage for max. 120 sec.	10G Ω or $R_{xC} \geq 500\Omega \cdot F$ whichever is smaller.																																																																				
			Class II (X7R, X5R, X6S, Y5V)																																																																				
			<table border="1"> <thead> <tr> <th>Rated voltage</th> <th>Insulation Resistance</th> </tr> </thead> <tbody> <tr> <td>100V: X7R</td> <td rowspan="6">10GΩ or $R_{xC} \geq 100 \Omega \cdot F$ whichever is smaller.</td> </tr> <tr> <td>50V: 0402 $> 0.01\mu\text{F}$; 0603 $\geq 1\mu\text{F}$; 0805 $\geq 1\mu\text{F}$; 1206 $\geq 4.7\mu\text{F}$; 1210 $\geq 4.7\mu\text{F}$</td> </tr> <tr> <td>35V: 0805 $\geq 2.2\mu\text{F}$; 1206 $\geq 2.2\mu\text{F}$; 1210 $\geq 10\mu\text{F}$</td> </tr> <tr> <td>25V: 0402 $\geq 1\mu\text{F}$; 0603 $\geq 2.2\mu\text{F}$; 0805 $\geq 2.2\mu\text{F}$; 1206 $\geq 10\mu\text{F}$; 1210 $\geq 10\mu\text{F}$</td> </tr> <tr> <td>16V: 0201 $\geq 0.1\mu\text{F}$; 0402 $\geq 0.22\mu\text{F}$; 0603 $\geq 1\mu\text{F}$; 1206 $\geq 4.7\mu\text{F}$; 1210 $\geq 47\mu\text{F}$</td> </tr> <tr> <td>6.3V ; 4V ; TT series</td> </tr> <tr> <td>Rated voltage</td> <th>Insulation Resistance</th> </tr> <tr> <td>All X6S items</td> <td rowspan="6">$R_{xC} \geq 50 \Omega \cdot F$.</td> </tr> <tr> <td>50V: 0402 $\geq 0.1\mu\text{F}$; 0603 $\geq 2.2\mu\text{F}$; 0805 $\geq 10\mu\text{F}$; 1206 $\geq 10\mu\text{F}$</td> </tr> <tr> <td>35V: 0603 $\geq 1\mu\text{F}$;</td> </tr> <tr> <td>25V: 0201 $\geq 0.1\mu\text{F}$; 0402 $\geq 0.22\mu\text{F}$; 0603 $\geq 10\mu\text{F}$; 0805 $\geq 10\mu\text{F}$; 1206 $\geq 22\mu\text{F}$</td> </tr> <tr> <td>16V: 0603 $\geq 10\mu\text{F}$</td> </tr> <tr> <td>10V: 0201 $> 0.1\mu\text{F}$; 0603 $\geq 10\mu\text{F}$; 0805 $\geq 47\mu\text{F}$; TT21 $> 4.7\mu\text{F}$</td> </tr> <tr> <td>6.3V: 0201 $\geq 0.1\mu\text{F}$; 0603 $> 4.7\mu\text{F}$; 1206 $\geq 10\mu\text{F}$</td> </tr> <tr> <td>4V: 0603 $\geq 22\mu\text{F}$; 0805 $\geq 47\mu\text{F}$; 1206 $\geq 100\mu\text{F}$</td> </tr> </tbody> </table>	Rated voltage	Insulation Resistance	100V: X7R	10G Ω or $R_{xC} \geq 100 \Omega \cdot F$ whichever is smaller.	50V: 0402 $> 0.01\mu\text{F}$; 0603 $\geq 1\mu\text{F}$; 0805 $\geq 1\mu\text{F}$; 1206 $\geq 4.7\mu\text{F}$; 1210 $\geq 4.7\mu\text{F}$	35V: 0805 $\geq 2.2\mu\text{F}$; 1206 $\geq 2.2\mu\text{F}$; 1210 $\geq 10\mu\text{F}$	25V: 0402 $\geq 1\mu\text{F}$; 0603 $\geq 2.2\mu\text{F}$; 0805 $\geq 2.2\mu\text{F}$; 1206 $\geq 10\mu\text{F}$; 1210 $\geq 10\mu\text{F}$	16V: 0201 $\geq 0.1\mu\text{F}$; 0402 $\geq 0.22\mu\text{F}$; 0603 $\geq 1\mu\text{F}$; 1206 $\geq 4.7\mu\text{F}$; 1210 $\geq 47\mu\text{F}$	6.3V ; 4V ; TT series	Rated voltage	Insulation Resistance	All X6S items	$R_{xC} \geq 50 \Omega \cdot F$.	50V: 0402 $\geq 0.1\mu\text{F}$; 0603 $\geq 2.2\mu\text{F}$; 0805 $\geq 10\mu\text{F}$; 1206 $\geq 10\mu\text{F}$	35V: 0603 $\geq 1\mu\text{F}$;	25V: 0201 $\geq 0.1\mu\text{F}$; 0402 $\geq 0.22\mu\text{F}$; 0603 $\geq 10\mu\text{F}$; 0805 $\geq 10\mu\text{F}$; 1206 $\geq 22\mu\text{F}$	16V: 0603 $\geq 10\mu\text{F}$	10V: 0201 $> 0.1\mu\text{F}$; 0603 $\geq 10\mu\text{F}$; 0805 $\geq 47\mu\text{F}$; TT21 $> 4.7\mu\text{F}$	6.3V: 0201 $\geq 0.1\mu\text{F}$; 0603 $> 4.7\mu\text{F}$; 1206 $\geq 10\mu\text{F}$	4V: 0603 $\geq 22\mu\text{F}$; 0805 $\geq 47\mu\text{F}$; 1206 $\geq 100\mu\text{F}$																																																
		Rated voltage	Insulation Resistance																																																																				
		100V: X7R	10G Ω or $R_{xC} \geq 100 \Omega \cdot F$ whichever is smaller.																																																																				
		50V: 0402 $> 0.01\mu\text{F}$; 0603 $\geq 1\mu\text{F}$; 0805 $\geq 1\mu\text{F}$; 1206 $\geq 4.7\mu\text{F}$; 1210 $\geq 4.7\mu\text{F}$																																																																					
		35V: 0805 $\geq 2.2\mu\text{F}$; 1206 $\geq 2.2\mu\text{F}$; 1210 $\geq 10\mu\text{F}$																																																																					
		25V: 0402 $\geq 1\mu\text{F}$; 0603 $\geq 2.2\mu\text{F}$; 0805 $\geq 2.2\mu\text{F}$; 1206 $\geq 10\mu\text{F}$; 1210 $\geq 10\mu\text{F}$																																																																					
		16V: 0201 $\geq 0.1\mu\text{F}$; 0402 $\geq 0.22\mu\text{F}$; 0603 $\geq 1\mu\text{F}$; 1206 $\geq 4.7\mu\text{F}$; 1210 $\geq 47\mu\text{F}$																																																																					
		6.3V ; 4V ; TT series																																																																					
Rated voltage	Insulation Resistance																																																																						
All X6S items	$R_{xC} \geq 50 \Omega \cdot F$.																																																																						
50V: 0402 $\geq 0.1\mu\text{F}$; 0603 $\geq 2.2\mu\text{F}$; 0805 $\geq 10\mu\text{F}$; 1206 $\geq 10\mu\text{F}$																																																																							
35V: 0603 $\geq 1\mu\text{F}$;																																																																							
25V: 0201 $\geq 0.1\mu\text{F}$; 0402 $\geq 0.22\mu\text{F}$; 0603 $\geq 10\mu\text{F}$; 0805 $\geq 10\mu\text{F}$; 1206 $\geq 22\mu\text{F}$																																																																							
16V: 0603 $\geq 10\mu\text{F}$																																																																							
10V: 0201 $> 0.1\mu\text{F}$; 0603 $\geq 10\mu\text{F}$; 0805 $\geq 47\mu\text{F}$; TT21 $> 4.7\mu\text{F}$																																																																							
6.3V: 0201 $\geq 0.1\mu\text{F}$; 0603 $> 4.7\mu\text{F}$; 1206 $\geq 10\mu\text{F}$																																																																							
4V: 0603 $\geq 22\mu\text{F}$; 0805 $\geq 47\mu\text{F}$; 1206 $\geq 100\mu\text{F}$																																																																							

No.	Item	Test Condition	Requirements																																																		
6.	Temperature Coefficient	<p>With no electrical load.</p> <table border="1"> <thead> <tr> <th>T.C.</th> <th>Operating Temp</th> </tr> </thead> <tbody> <tr> <td>NPO</td> <td>-55~125°C at 25°C</td> </tr> <tr> <td>X7R</td> <td>-55~125°C at 25°C</td> </tr> <tr> <td>X5R</td> <td>-55~85°C at 25°C</td> </tr> <tr> <td>X6S</td> <td>-55~105°C at 25°C</td> </tr> <tr> <td>Y5V</td> <td>-25~85°C at 20°C</td> </tr> </tbody> </table> <p>*To apply voltage :</p> <table border="1"> <thead> <tr> <th>01005</th> <th>0201</th> </tr> </thead> <tbody> <tr> <td>Cap≤0.01μF: 0.5V</td> <td>Cap<0.1μF:1V</td> </tr> <tr> <td>Cap>0.01μF: 0.2V</td> <td>0.1μF≤Cap<1μF: 0.2V</td> </tr> <tr> <td></td> <td>Cap≥1μF: 0.1V</td> </tr> <tr> <th>0402</th> <th>0603</th> </tr> <tr> <td>Cap<1μF: 1V</td> <td>Cap≤1μF: 1V</td> </tr> <tr> <td>Cap=1μF: 0.5V</td> <td>1μF<Cap≤4.7μF: 0.5V</td> </tr> <tr> <td>1μF<Cap<10μF: 0.2V</td> <td>Cap>4.7μF: 0.2V</td> </tr> <tr> <td>Cap≥10μF: 0.1V</td> <td></td> </tr> <tr> <th>0805</th> <th>1206/1210</th> </tr> <tr> <td>Cap<10μF: 1V</td> <td>Cap≤10μF: 1V</td> </tr> <tr> <td>Cap=10μF: 0.5V</td> <td>10μF<Cap≤100μF: 0.5V</td> </tr> <tr> <td>Cap>10μF: 0.2V</td> <td>Cap>100μF: 0.2V</td> </tr> </tbody> </table>	T.C.	Operating Temp	NPO	-55~125°C at 25°C	X7R	-55~125°C at 25°C	X5R	-55~85°C at 25°C	X6S	-55~105°C at 25°C	Y5V	-25~85°C at 20°C	01005	0201	Cap≤0.01μF: 0.5V	Cap<0.1μF:1V	Cap>0.01μF: 0.2V	0.1μF≤Cap<1μF: 0.2V		Cap≥1μF: 0.1V	0402	0603	Cap<1μF: 1V	Cap≤1μF: 1V	Cap=1μF: 0.5V	1μF<Cap≤4.7μF: 0.5V	1μF<Cap<10μF: 0.2V	Cap>4.7μF: 0.2V	Cap≥10μF: 0.1V		0805	1206/1210	Cap<10μF: 1V	Cap≤10μF: 1V	Cap=10μF: 0.5V	10μF<Cap≤100μF: 0.5V	Cap>10μF: 0.2V	Cap>100μF: 0.2V	<table border="1"> <thead> <tr> <th>T.C.</th> <th>Capacitance Change</th> </tr> </thead> <tbody> <tr> <td>NPO</td> <td>Within ±30ppm/°C</td> </tr> <tr> <td>X7R</td> <td>Within ±15%</td> </tr> <tr> <td>X5R</td> <td>Within ±15%</td> </tr> <tr> <td>X6S</td> <td>Within ±22%</td> </tr> <tr> <td>Y5V</td> <td>Within +30%/-80%</td> </tr> </tbody> </table>	T.C.	Capacitance Change	NPO	Within ±30ppm/°C	X7R	Within ±15%	X5R	Within ±15%	X6S	Within ±22%	Y5V	Within +30%/-80%
T.C.	Operating Temp																																																				
NPO	-55~125°C at 25°C																																																				
X7R	-55~125°C at 25°C																																																				
X5R	-55~85°C at 25°C																																																				
X6S	-55~105°C at 25°C																																																				
Y5V	-25~85°C at 20°C																																																				
01005	0201																																																				
Cap≤0.01μF: 0.5V	Cap<0.1μF:1V																																																				
Cap>0.01μF: 0.2V	0.1μF≤Cap<1μF: 0.2V																																																				
	Cap≥1μF: 0.1V																																																				
0402	0603																																																				
Cap<1μF: 1V	Cap≤1μF: 1V																																																				
Cap=1μF: 0.5V	1μF<Cap≤4.7μF: 0.5V																																																				
1μF<Cap<10μF: 0.2V	Cap>4.7μF: 0.2V																																																				
Cap≥10μF: 0.1V																																																					
0805	1206/1210																																																				
Cap<10μF: 1V	Cap≤10μF: 1V																																																				
Cap=10μF: 0.5V	10μF<Cap≤100μF: 0.5V																																																				
Cap>10μF: 0.2V	Cap>100μF: 0.2V																																																				
T.C.	Capacitance Change																																																				
NPO	Within ±30ppm/°C																																																				
X7R	Within ±15%																																																				
X5R	Within ±15%																																																				
X6S	Within ±22%																																																				
Y5V	Within +30%/-80%																																																				
7.	Adhesive Strength of Termination	<p>Pressurizing force : 1N (0201) and 5N (≤0603) and 10N (>0603)</p> <p>* Test time: 10±1 sec.</p>	* No remarkable damage or removal of the terminations.																																																		
8.	Vibration Resistance	<p>* Vibration frequency: 10~55 Hz/min. * Total amplitude: 1.5mm * Test time: 6 hrs. (Two hrs each in three mutually perpendicular directions.) * Measurement to be made after keeping at room temp. for 24±2 hrs.</p>	<p>* No remarkable damage. * Cap change and Q/D.F.: To meet initial spec.</p>																																																		
9.	Solderability	<p>* Solder temperature: 235±5°C * Dipping time: 2±0.5 sec.</p>	75% min. coverage of all metalized area.																																																		
10.	Bending Test	<p>*The middle part of substrate shall be pressurized by means of the pressurizing rod at a rate of about 1 mm per second until the deflection becomes : 5 mm / 3 mm** and then the pressure shall be maintained for 5±1 sec. *Measurement to be made after keeping at room temp. for 24±2 hrs.. **SH21B224_101/SH31B226_100/SH31B106_160/SH31B106_250/SH31B225_500/SH31B474_101/SH31B105_101/SH32B476_6R3/SH32B226_160/SH32B106_250/S H32B225_500/SH32B475_500/SH32B106_500/SH32B225_101/SH21B105_500/SH21B225_250/SH21B475_160</p>	<p>* No remarkable damage. * Cap change : NPO: within ±5% or 0.5pF whichever is larger X7R, X5R, X6S: within ±12.5% Y5V: within ±30% (This capacitance change means the change of capacitance under specified flexure of substrate from the capacitance measured before the test.)</p>																																																		
11.	Resistance to Soldering Heat	<p>* Solder temperature: 260±5°C * Dipping time: 10±1 sec * Preheating: 120 to 150°C for 1 minute before immerse the capacitor in a eutectic solder. * Before initial measurement (Class II only): Perform 150+0/-10°C for 1 hr and then set for 24±2 hrs at room temp. * Measurement to be made after keeping at room temp. for 24±2 hrs.</p>	<p>* No remarkable damage. * Cap change: NPO: within ±2.5% or 0.25pF whichever is larger X7R, X5R, X6S: within ±7.5% Y5V: within ±20% * Q/D.F., I.R. and dielectric strength: To meet initial requirements. * 25% max. leaching on each edge.</p>																																																		
12.	Temperature Cycle	<p>* Conduct the five cycles according to the temperatures and time.</p> <table border="1"> <thead> <tr> <th>Step</th> <th>Temp. (°C)</th> <th>Time (min.)</th> </tr> </thead> <tbody> <tr> <td>1</td> <td>Min. operating temp. +0/-3</td> <td>30±3</td> </tr> <tr> <td>2</td> <td>Room temp.</td> <td>2~3</td> </tr> <tr> <td>3</td> <td>Max. operating temp. +3/-0</td> <td>30±3</td> </tr> <tr> <td>4</td> <td>Room temp.</td> <td>2~3</td> </tr> </tbody> </table> <p>* Before initial measurement (Class II only): Perform 150+0/-10°C for 1 hr and then set for 24±2 hrs at room temp. * Measurement to be made after keeping at room temp. for 24±2 hrs.</p>	Step	Temp. (°C)	Time (min.)	1	Min. operating temp. +0/-3	30±3	2	Room temp.	2~3	3	Max. operating temp. +3/-0	30±3	4	Room temp.	2~3	<p>* No remarkable damage. * Cap change : NPO: within ±2.5% or 0.25pF whichever is larger X7R, X5R, X6S: within ±7.5% Y5V: within ±20% * Q/D.F., I.R. and dielectric strength: To meet initial requirements.</p>																																			
Step	Temp. (°C)	Time (min.)																																																			
1	Min. operating temp. +0/-3	30±3																																																			
2	Room temp.	2~3																																																			
3	Max. operating temp. +3/-0	30±3																																																			
4	Room temp.	2~3																																																			

No.	Item	Test Condition	Requirements																																		
13.	Humidity (Damp Heat) Steady State	* Test temp.: 40±2°C	* No remarkable damage.																																		
		* Humidity: 90~95% RH	* Cap change:																																		
		* Test time: 500+24/0hrs.	NP0: within ±5% or 0.5pF whichever is larger																																		
		*Before initial measurement (Class II only): Perform 150+0/-10°C for 1 hr and then set for 24±2 hrs at room temp.	X7R, X5R, X6S: ≥10V**, within ±12.5%; ≤6.3V within ±25%; TT series & C≥ 1uF, within ±25%																																		
		* Measurement to be made after keeping at room temp. for 24±2 hrs.	**10V: 0603 ≥4.7μF; 0402 ≥ 1μF; 0201 ≥ 0.1μF, within ±25%; Y5V: ≥10V, within ±30%; ≤6.3V, within +30/-40%																																		
			* Q/D.F. value:																																		
			NP0: More than 30pF Q≥350, 10pF≤C≤30pF, Q≥275+2.5C Less than 10pF Q≥200+10C																																		
			X7R, X5R, X6S:																																		
			<table border="1"> <thead> <tr> <th>Rated</th> <th>D.F. ≤</th> <th>Exception of D.F. ≤</th> </tr> </thead> <tbody> <tr> <td rowspan="2">≥ 100V</td> <td rowspan="2">≤ 3%</td> <td>≤ 6% 1206 ≥ 0.47μF</td> </tr> <tr> <td>≤ 7.5% 0805 > 0.1μF, 0603 ≥ 0.068μF, 1206 > 1μF; 1210 ≥ 2.2μF; TT series</td> </tr> <tr> <td rowspan="3">≥ 50V</td> <td rowspan="3">≤ 3%</td> <td>≤ 6% 0201(50V); 0603 ≥ 0.047μF; 0805 ≥ 0.18μF; 1206 ≥ 0.47μF</td> </tr> <tr> <td>≤ 10% 1210 ≥ 4.7μF</td> </tr> <tr> <td>≤ 20% 0402 ≥ 0.1μF; 0603 > 0.1μF; 0805 ≥ 1μF; 1206 ≥ 2.2μF; 1210 ≥ 10μF; TT series</td> </tr> <tr> <td>35V</td> <td>≤ 5%</td> <td>≤ 20% 0603 ≥ 1μF; 0805 ≥ 2.2μF; 1206 ≥ 2.2μF; 1210 ≥ 10μF</td> </tr> <tr> <td rowspan="3">25V</td> <td rowspan="3">≤ 5%</td> <td>≤ 10% 0201 ≥ 0.01μF; 0805 ≥ 1μF; 1210 ≥ 10μF</td> </tr> <tr> <td>≤ 14% 0603 ≥ 0.33μF; 1206 ≥ 4.7μF</td> </tr> <tr> <td>≤ 15% 0201 ≥ 0.1μF; 0402 ≥ 0.10μF; 0603 ≥ 0.47μF; 0805 ≥ 2.2μF; 1206 ≥ 6.8μF; 1210 ≥ 22μF; TT series</td> </tr> <tr> <td rowspan="2">16V</td> <td rowspan="2">≤ 5%</td> <td>≤ 20% 0402 ≥ 0.47μF</td> </tr> <tr> <td>≤ 10% 0603 ≥ 0.15μF; 0805 ≥ 0.68μF; 1206 ≥ 2.2μF; 1210 ≥ 4.7μF</td> </tr> <tr> <td rowspan="2">10V</td> <td rowspan="2">≤ 7.5%</td> <td>≤ 15% 0201 ≥ 0.012μF; 0402 ≥ 0.33μF(0402/X7R ≥ 0.22μF); 0603 ≥ 0.33μF; 0805 ≥ 2.2μF; 1206 ≥ 2.2μF; 1210 ≥ 22μF</td> </tr> <tr> <td>≤ 20% 0201 ≥ 0.1μF; 0402 ≥ 1μF; TT series; 01R5</td> </tr> <tr> <td>6.3V</td> <td>≤ 15%</td> <td>≤ 30% 0201 ≥ 0.1μF; 0402 ≥ 1μF; 0603 ≥ 10μF; 0805 ≥ 4.7μF; 1206 ≥ 47μF; 1210 ≥ 100μF; TT series</td> </tr> <tr> <td>4V</td> <td>≤ 20%</td> <td>---</td> </tr> </tbody> </table>	Rated	D.F. ≤	Exception of D.F. ≤	≥ 100V	≤ 3%	≤ 6% 1206 ≥ 0.47μF	≤ 7.5% 0805 > 0.1μF, 0603 ≥ 0.068μF, 1206 > 1μF; 1210 ≥ 2.2μF; TT series	≥ 50V	≤ 3%	≤ 6% 0201(50V); 0603 ≥ 0.047μF; 0805 ≥ 0.18μF; 1206 ≥ 0.47μF	≤ 10% 1210 ≥ 4.7μF	≤ 20% 0402 ≥ 0.1μF; 0603 > 0.1μF; 0805 ≥ 1μF; 1206 ≥ 2.2μF; 1210 ≥ 10μF; TT series	35V	≤ 5%	≤ 20% 0603 ≥ 1μF; 0805 ≥ 2.2μF; 1206 ≥ 2.2μF; 1210 ≥ 10μF	25V	≤ 5%	≤ 10% 0201 ≥ 0.01μF; 0805 ≥ 1μF; 1210 ≥ 10μF	≤ 14% 0603 ≥ 0.33μF; 1206 ≥ 4.7μF	≤ 15% 0201 ≥ 0.1μF; 0402 ≥ 0.10μF; 0603 ≥ 0.47μF; 0805 ≥ 2.2μF; 1206 ≥ 6.8μF; 1210 ≥ 22μF; TT series	16V	≤ 5%	≤ 20% 0402 ≥ 0.47μF	≤ 10% 0603 ≥ 0.15μF; 0805 ≥ 0.68μF; 1206 ≥ 2.2μF; 1210 ≥ 4.7μF	10V	≤ 7.5%	≤ 15% 0201 ≥ 0.012μF; 0402 ≥ 0.33μF(0402/X7R ≥ 0.22μF); 0603 ≥ 0.33μF; 0805 ≥ 2.2μF; 1206 ≥ 2.2μF; 1210 ≥ 22μF	≤ 20% 0201 ≥ 0.1μF; 0402 ≥ 1μF; TT series; 01R5	6.3V	≤ 15%	≤ 30% 0201 ≥ 0.1μF; 0402 ≥ 1μF; 0603 ≥ 10μF; 0805 ≥ 4.7μF; 1206 ≥ 47μF; 1210 ≥ 100μF; TT series	4V	≤ 20%	---
		Rated	D.F. ≤	Exception of D.F. ≤																																	
		≥ 100V	≤ 3%	≤ 6% 1206 ≥ 0.47μF																																	
				≤ 7.5% 0805 > 0.1μF, 0603 ≥ 0.068μF, 1206 > 1μF; 1210 ≥ 2.2μF; TT series																																	
		≥ 50V	≤ 3%	≤ 6% 0201(50V); 0603 ≥ 0.047μF; 0805 ≥ 0.18μF; 1206 ≥ 0.47μF																																	
≤ 10% 1210 ≥ 4.7μF																																					
≤ 20% 0402 ≥ 0.1μF; 0603 > 0.1μF; 0805 ≥ 1μF; 1206 ≥ 2.2μF; 1210 ≥ 10μF; TT series																																					
35V	≤ 5%	≤ 20% 0603 ≥ 1μF; 0805 ≥ 2.2μF; 1206 ≥ 2.2μF; 1210 ≥ 10μF																																			
25V	≤ 5%	≤ 10% 0201 ≥ 0.01μF; 0805 ≥ 1μF; 1210 ≥ 10μF																																			
		≤ 14% 0603 ≥ 0.33μF; 1206 ≥ 4.7μF																																			
		≤ 15% 0201 ≥ 0.1μF; 0402 ≥ 0.10μF; 0603 ≥ 0.47μF; 0805 ≥ 2.2μF; 1206 ≥ 6.8μF; 1210 ≥ 22μF; TT series																																			
16V	≤ 5%	≤ 20% 0402 ≥ 0.47μF																																			
		≤ 10% 0603 ≥ 0.15μF; 0805 ≥ 0.68μF; 1206 ≥ 2.2μF; 1210 ≥ 4.7μF																																			
10V	≤ 7.5%	≤ 15% 0201 ≥ 0.012μF; 0402 ≥ 0.33μF(0402/X7R ≥ 0.22μF); 0603 ≥ 0.33μF; 0805 ≥ 2.2μF; 1206 ≥ 2.2μF; 1210 ≥ 22μF																																			
		≤ 20% 0201 ≥ 0.1μF; 0402 ≥ 1μF; TT series; 01R5																																			
6.3V	≤ 15%	≤ 30% 0201 ≥ 0.1μF; 0402 ≥ 1μF; 0603 ≥ 10μF; 0805 ≥ 4.7μF; 1206 ≥ 47μF; 1210 ≥ 100μF; TT series																																			
4V	≤ 20%	---																																			
	Y5V:																																				
	<table border="1"> <thead> <tr> <th>Rated vol.</th> <th>D.F. ≤</th> <th>Exception of D.F. ≤</th> </tr> </thead> <tbody> <tr> <td rowspan="2">≥ 50V</td> <td rowspan="2">≤ 7.5%</td> <td>≤ 10% 0603 ≥ 0.1μF; 0805 ≥ 0.47μF; 1206 ≥ 4.7μF</td> </tr> <tr> <td>≤ 20% 1210 ≥ 6.8μF</td> </tr> <tr> <td>35V</td> <td>≤ 10%</td> <td>---</td> </tr> <tr> <td rowspan="2">25V</td> <td rowspan="2">≤ 7.5%</td> <td>≤ 10% 0402 ≥ 0.047μF; 0603 ≥ 0.1μF; 0805 ≥ 0.33μF; 1206 ≥ 1μF; 1210 ≥ 4.7μF</td> </tr> <tr> <td>≤ 15% 0402 ≥ 0.068μF; 0603 ≥ 0.47μF; 1206 ≥ 4.7μF; 1210 ≥ 22μF</td> </tr> <tr> <td>16V (C<1.0μF)</td> <td>≤ 10%</td> <td>≤ 12.5% 0402 ≥ 0.068μF; 0603 ≥ 0.68μF</td> </tr> <tr> <td>16V (C≥1.0μF)</td> <td>≤ 10%</td> <td>≤ 20% 0402 ≥ 0.22μF</td> </tr> <tr> <td rowspan="2">10V</td> <td rowspan="2">≤ 20%</td> <td>≤ 30% 0603 ≥ 2.2μF; 0805 ≥ 3.3μF; 1206 ≥ 10μF; 1210 ≥ 22μF; 1812 ≥ 47μF;</td> </tr> <tr> <td>≤ 30% 0402 ≥ 0.47μF</td> </tr> <tr> <td>6.3V</td> <td>≤ 30%</td> <td>---</td> </tr> </tbody> </table>	Rated vol.	D.F. ≤	Exception of D.F. ≤	≥ 50V	≤ 7.5%	≤ 10% 0603 ≥ 0.1μF; 0805 ≥ 0.47μF; 1206 ≥ 4.7μF	≤ 20% 1210 ≥ 6.8μF	35V	≤ 10%	---	25V	≤ 7.5%	≤ 10% 0402 ≥ 0.047μF; 0603 ≥ 0.1μF; 0805 ≥ 0.33μF; 1206 ≥ 1μF; 1210 ≥ 4.7μF	≤ 15% 0402 ≥ 0.068μF; 0603 ≥ 0.47μF; 1206 ≥ 4.7μF; 1210 ≥ 22μF	16V (C<1.0μF)	≤ 10%	≤ 12.5% 0402 ≥ 0.068μF; 0603 ≥ 0.68μF	16V (C≥1.0μF)	≤ 10%	≤ 20% 0402 ≥ 0.22μF	10V	≤ 20%	≤ 30% 0603 ≥ 2.2μF; 0805 ≥ 3.3μF; 1206 ≥ 10μF; 1210 ≥ 22μF; 1812 ≥ 47μF;	≤ 30% 0402 ≥ 0.47μF	6.3V	≤ 30%	---									
Rated vol.	D.F. ≤	Exception of D.F. ≤																																			
≥ 50V	≤ 7.5%	≤ 10% 0603 ≥ 0.1μF; 0805 ≥ 0.47μF; 1206 ≥ 4.7μF																																			
		≤ 20% 1210 ≥ 6.8μF																																			
35V	≤ 10%	---																																			
25V	≤ 7.5%	≤ 10% 0402 ≥ 0.047μF; 0603 ≥ 0.1μF; 0805 ≥ 0.33μF; 1206 ≥ 1μF; 1210 ≥ 4.7μF																																			
		≤ 15% 0402 ≥ 0.068μF; 0603 ≥ 0.47μF; 1206 ≥ 4.7μF; 1210 ≥ 22μF																																			
16V (C<1.0μF)	≤ 10%	≤ 12.5% 0402 ≥ 0.068μF; 0603 ≥ 0.68μF																																			
16V (C≥1.0μF)	≤ 10%	≤ 20% 0402 ≥ 0.22μF																																			
10V	≤ 20%	≤ 30% 0603 ≥ 2.2μF; 0805 ≥ 3.3μF; 1206 ≥ 10μF; 1210 ≥ 22μF; 1812 ≥ 47μF;																																			
		≤ 30% 0402 ≥ 0.47μF																																			
6.3V	≤ 30%	---																																			
	*I.R.: ≥10V, 1GΩ or 50 Ω-F whichever is smaller.																																				
	Class II (X7R, X5R, X6S, Y5V)																																				
	<table border="1"> <thead> <tr> <th>Rated voltage</th> <th>Insulation Resistance</th> </tr> </thead> <tbody> <tr> <td>100V: X7R</td> <td rowspan="7">1GΩ or RxC ≥ 10 Ω-F whichever is smaller.</td> </tr> <tr> <td>50V: 0402>0.01μF; 0603≥1μF; 0805≥1μF; 1206≥4.7μF; 1210≥4.7μF</td> </tr> <tr> <td>35V: 0603≥1μF; 0805≥2.2μF; 1206≥2.2μF; 1210≥10μF</td> </tr> <tr> <td>25V: 0201 ≥ 0.1uF; 0402≥0.22μF; 0603≥2.2μF; 0805≥2.2μF; 1206≥10μF; 1210≥10μF</td> </tr> <tr> <td>16V: 0201 ≥ 0.1uF; 0402≥0.22μF; 0603≥1μF; 0805≥2.2μF; 1206≥10μF; 1210≥47μF</td> </tr> <tr> <td>10V: 0201≥47nF; 0402≥0.47μF; 0603≥0.47μF; 0805≥2.2μF; 1206≥4.7μF; 1210≥47μF</td> </tr> <tr> <td>6.3V ; 4V ; TT series ; All X6S items</td> </tr> </tbody> </table>	Rated voltage	Insulation Resistance	100V: X7R	1GΩ or RxC ≥ 10 Ω-F whichever is smaller.	50V: 0402>0.01μF; 0603≥1μF; 0805≥1μF; 1206≥4.7μF; 1210≥4.7μF	35V: 0603≥1μF; 0805≥2.2μF; 1206≥2.2μF; 1210≥10μF	25V: 0201 ≥ 0.1uF; 0402≥0.22μF; 0603≥2.2μF; 0805≥2.2μF; 1206≥10μF; 1210≥10μF	16V: 0201 ≥ 0.1uF; 0402≥0.22μF; 0603≥1μF; 0805≥2.2μF; 1206≥10μF; 1210≥47μF	10V: 0201≥47nF; 0402≥0.47μF; 0603≥0.47μF; 0805≥2.2μF; 1206≥4.7μF; 1210≥47μF	6.3V ; 4V ; TT series ; All X6S items																										
Rated voltage	Insulation Resistance																																				
100V: X7R	1GΩ or RxC ≥ 10 Ω-F whichever is smaller.																																				
50V: 0402>0.01μF; 0603≥1μF; 0805≥1μF; 1206≥4.7μF; 1210≥4.7μF																																					
35V: 0603≥1μF; 0805≥2.2μF; 1206≥2.2μF; 1210≥10μF																																					
25V: 0201 ≥ 0.1uF; 0402≥0.22μF; 0603≥2.2μF; 0805≥2.2μF; 1206≥10μF; 1210≥10μF																																					
16V: 0201 ≥ 0.1uF; 0402≥0.22μF; 0603≥1μF; 0805≥2.2μF; 1206≥10μF; 1210≥47μF																																					
10V: 0201≥47nF; 0402≥0.47μF; 0603≥0.47μF; 0805≥2.2μF; 1206≥4.7μF; 1210≥47μF																																					
6.3V ; 4V ; TT series ; All X6S items																																					

No	Item	Test Condition	Requirements																																																																																																		
14	Humidity (Damp Heat) Load	* Test temp.: 40±2°C * Humidity: 90~95%RH * Test time: 500+24/-0 hrs. * To apply voltage : rated voltage. * Before initial measurement (Class II only): To apply test voltage for 1hr at 40°C and then set for 24±2 hrs at room temp. * Measurement to be made after keeping at room temp. for 24±2 hrs.	* No remarkable damage. Cap change: NP0: ±7.5% or 0.75pF whichever is larger. X7R, X5R, X6S: ≥10V**, within ±12.5%; ≤6.3V within ±25%; TT series & C≥1uF, within ±25% **10V: 0603 ≥4.7μF; 0402 ≥1μF; 0201 ≥0.1μF, within ±25%; Y5V: ≥10V, within ±30%; ≤6.3V, within +30/-40% Q/D.F. value: NP0: C≥30pF, Q≥200; C<30pF, Q≥100+10/3C X7R, X5R, X6S: <table border="1"> <thead> <tr> <th>Rated V</th> <th>D.F. ≤</th> <th>Exception of D.F. ≤</th> </tr> </thead> <tbody> <tr> <td rowspan="2">≥100V</td> <td rowspan="2">≤3%</td> <td>≤6%</td> <td>1206 ≥0.47μF</td> </tr> <tr> <td>≤7.5%</td> <td>0805 >0.1μF, 0603 ≥0.068μF, 1206 >1μF; 1210 ≥2.2μF; TT series</td> </tr> <tr> <td rowspan="3">≥50V</td> <td rowspan="3">≤3%</td> <td>≤6%</td> <td>0201(50V); 0603 ≥0.047μF; 0805 ≥0.18μF; 1206 ≥0.47μF</td> </tr> <tr> <td>≤10%</td> <td>1210 ≥4.7μF</td> </tr> <tr> <td>≤20%</td> <td>0402 ≥0.1μF; 0603 >0.1μF; 0805 ≥1μF; 1206 ≥2.2μF; 1210 ≥10μF; TT series</td> </tr> <tr> <td>35V</td> <td>≤5%</td> <td>≤20%</td> <td>0603 ≥1μF; 0805 ≥2.2μF; 1206 ≥2.2μF; 1210 ≥10μF</td> </tr> <tr> <td rowspan="3">25V</td> <td rowspan="3">≤5%</td> <td>≤10%</td> <td>0201 ≥0.01μF; 0805 ≥1μF; 1210 ≥10μF</td> </tr> <tr> <td>≤14%</td> <td>0603 ≥0.33μF; 1206 ≥4.7μF</td> </tr> <tr> <td>≤15%</td> <td>0201 ≥0.1μF; 0402 ≥0.10μF; 0603 ≥0.47μF; 0805 ≥2.2μF; 1206 ≥6.8μF; 1210 ≥22μF; TT series</td> </tr> <tr> <td rowspan="2">16V</td> <td rowspan="2">≤5%</td> <td>≤10%</td> <td>0603 ≥0.15μF; 0805 ≥0.68μF; 1206 ≥2.2μF; 1210 ≥4.7μF</td> </tr> <tr> <td>≤15%</td> <td>0201 ≥0.01μF; 0402 ≥0.033μF; 0603 ≥0.68μF; 0805 ≥2.2μF; 1206 ≥4.7μF; 1210 ≥22μF; TT series</td> </tr> <tr> <td rowspan="2">10V</td> <td rowspan="2">≤7.5%</td> <td>≤15%</td> <td>0201 ≥0.012μF; 0402 ≥0.33μF(0402/X7R ≥0.22μF); 0603 ≥0.33μF; 0805 ≥2.2μF; 1206 ≥2.2μF; 1210 ≥22μF</td> </tr> <tr> <td>≤20%</td> <td>0201 ≥0.1μF; 0402 ≥1μF; TT series; 01R5</td> </tr> <tr> <td>6.3V</td> <td>≤15%</td> <td>≤30%</td> <td>0201 ≥0.1μF; 0402 ≥1μF; 0603 ≥10μF; 0805 ≥4.7μF; 1206 ≥47μF; 1210 ≥100μF; TT series</td> </tr> <tr> <td>4V</td> <td>≤20%</td> <td>---</td> <td>---</td> </tr> </tbody> </table> Y5V: <table border="1"> <thead> <tr> <th>Rated vol.</th> <th>D.F. ≤</th> <th>Exception of D.F. ≤</th> </tr> </thead> <tbody> <tr> <td rowspan="2">≥50V</td> <td rowspan="2">≤7.5%</td> <td>≤10%</td> <td>0603 ≥0.1μF; 0805 ≥0.47μF; 1206 ≥4.7μF</td> </tr> <tr> <td>≤20%</td> <td>1210 ≥6.8μF</td> </tr> <tr> <td>35V</td> <td>≤10%</td> <td>---</td> <td>---</td> </tr> <tr> <td rowspan="2">25V</td> <td rowspan="2">≤7.5%</td> <td>≤10%</td> <td>0402 ≥0.047μF; 0603 ≥0.1μF; 0805 ≥0.33μF; 1206 ≥1μF; 1210 ≥4.7μF</td> </tr> <tr> <td>≤15%</td> <td>0402 ≥0.068μF; 0603 ≥0.47μF; 1206 ≥4.7μF; 1210 ≥22μF</td> </tr> <tr> <td>16V (C<1.0μF)</td> <td>≤10%</td> <td>≤12.5%</td> <td>0402 ≥0.068μF; 0603 ≥0.68μF</td> </tr> <tr> <td></td> <td></td> <td>≤20%</td> <td>0402 ≥0.22μF</td> </tr> <tr> <td>16V (C≥1.0μF)</td> <td>≤12.5%</td> <td>≤20%</td> <td>0603 ≥2.2μF; 0805 ≥3.3μF; 1206 ≥10μF; 1210 ≥22μF; 1812 ≥47μF;</td> </tr> <tr> <td>10V</td> <td>≤20%</td> <td>≤30%</td> <td>0402 ≥0.47μF</td> </tr> <tr> <td>6.3V</td> <td>≤30%</td> <td>---</td> <td>---</td> </tr> </tbody> </table> *I.R.: ≥10V, 500MΩ or 25 Ω-F whichever is smaller. Class II (X7R, X5R, X6S, Y5V) <table border="1"> <thead> <tr> <th>Rated voltage</th> <th>Insulation Resistance</th> </tr> </thead> <tbody> <tr> <td>100V: X7R</td> <td rowspan="7">500MΩ or RxC ≥5 Ω-F whichever is smaller.</td> </tr> <tr> <td>50V: 0402 >0.01μF; 0603 ≥1μF; 0805 ≥1μF; 1206 ≥4.7μF; 1210 ≥4.7μF</td> </tr> <tr> <td>35V: 0603 ≥1μF; 0805 ≥2.2μF; 1206 ≥2.2μF; 1210 ≥10μF</td> </tr> <tr> <td>25V: 0201 ≥0.1μF; 0402 ≥0.22μF; 0603 ≥2.2μF; 0805 ≥2.2μF; 1206 ≥10μF; 1210 ≥10μF</td> </tr> <tr> <td>16V: 0201 ≥0.1μF; 0402 ≥0.22μF; 0603 ≥1μF; 0805 ≥2.2μF; 1206 ≥10μF; 1210 ≥47μF</td> </tr> <tr> <td>10V: 0201 ≥47nF; 0402 ≥0.47μF; 0603 ≥0.47μF; 0805 ≥2.2μF; 1206 ≥4.7μF; 1210 ≥47μF</td> </tr> <tr> <td>6.3V ; 4V ; TT series ; All X6S items</td> </tr> </tbody> </table>	Rated V	D.F. ≤	Exception of D.F. ≤	≥100V	≤3%	≤6%	1206 ≥0.47μF	≤7.5%	0805 >0.1μF, 0603 ≥0.068μF, 1206 >1μF; 1210 ≥2.2μF; TT series	≥50V	≤3%	≤6%	0201(50V); 0603 ≥0.047μF; 0805 ≥0.18μF; 1206 ≥0.47μF	≤10%	1210 ≥4.7μF	≤20%	0402 ≥0.1μF; 0603 >0.1μF; 0805 ≥1μF; 1206 ≥2.2μF; 1210 ≥10μF; TT series	35V	≤5%	≤20%	0603 ≥1μF; 0805 ≥2.2μF; 1206 ≥2.2μF; 1210 ≥10μF	25V	≤5%	≤10%	0201 ≥0.01μF; 0805 ≥1μF; 1210 ≥10μF	≤14%	0603 ≥0.33μF; 1206 ≥4.7μF	≤15%	0201 ≥0.1μF; 0402 ≥0.10μF; 0603 ≥0.47μF; 0805 ≥2.2μF; 1206 ≥6.8μF; 1210 ≥22μF; TT series	16V	≤5%	≤10%	0603 ≥0.15μF; 0805 ≥0.68μF; 1206 ≥2.2μF; 1210 ≥4.7μF	≤15%	0201 ≥0.01μF; 0402 ≥0.033μF; 0603 ≥0.68μF; 0805 ≥2.2μF; 1206 ≥4.7μF; 1210 ≥22μF; TT series	10V	≤7.5%	≤15%	0201 ≥0.012μF; 0402 ≥0.33μF(0402/X7R ≥0.22μF); 0603 ≥0.33μF; 0805 ≥2.2μF; 1206 ≥2.2μF; 1210 ≥22μF	≤20%	0201 ≥0.1μF; 0402 ≥1μF; TT series; 01R5	6.3V	≤15%	≤30%	0201 ≥0.1μF; 0402 ≥1μF; 0603 ≥10μF; 0805 ≥4.7μF; 1206 ≥47μF; 1210 ≥100μF; TT series	4V	≤20%	---	---	Rated vol.	D.F. ≤	Exception of D.F. ≤	≥50V	≤7.5%	≤10%	0603 ≥0.1μF; 0805 ≥0.47μF; 1206 ≥4.7μF	≤20%	1210 ≥6.8μF	35V	≤10%	---	---	25V	≤7.5%	≤10%	0402 ≥0.047μF; 0603 ≥0.1μF; 0805 ≥0.33μF; 1206 ≥1μF; 1210 ≥4.7μF	≤15%	0402 ≥0.068μF; 0603 ≥0.47μF; 1206 ≥4.7μF; 1210 ≥22μF	16V (C<1.0μF)	≤10%	≤12.5%	0402 ≥0.068μF; 0603 ≥0.68μF			≤20%	0402 ≥0.22μF	16V (C≥1.0μF)	≤12.5%	≤20%	0603 ≥2.2μF; 0805 ≥3.3μF; 1206 ≥10μF; 1210 ≥22μF; 1812 ≥47μF;	10V	≤20%	≤30%	0402 ≥0.47μF	6.3V	≤30%	---	---	Rated voltage	Insulation Resistance	100V: X7R	500MΩ or RxC ≥5 Ω-F whichever is smaller.	50V: 0402 >0.01μF; 0603 ≥1μF; 0805 ≥1μF; 1206 ≥4.7μF; 1210 ≥4.7μF	35V: 0603 ≥1μF; 0805 ≥2.2μF; 1206 ≥2.2μF; 1210 ≥10μF	25V: 0201 ≥0.1μF; 0402 ≥0.22μF; 0603 ≥2.2μF; 0805 ≥2.2μF; 1206 ≥10μF; 1210 ≥10μF	16V: 0201 ≥0.1μF; 0402 ≥0.22μF; 0603 ≥1μF; 0805 ≥2.2μF; 1206 ≥10μF; 1210 ≥47μF	10V: 0201 ≥47nF; 0402 ≥0.47μF; 0603 ≥0.47μF; 0805 ≥2.2μF; 1206 ≥4.7μF; 1210 ≥47μF	6.3V ; 4V ; TT series ; All X6S items
Rated V	D.F. ≤	Exception of D.F. ≤																																																																																																			
≥100V	≤3%	≤6%	1206 ≥0.47μF																																																																																																		
		≤7.5%	0805 >0.1μF, 0603 ≥0.068μF, 1206 >1μF; 1210 ≥2.2μF; TT series																																																																																																		
≥50V	≤3%	≤6%	0201(50V); 0603 ≥0.047μF; 0805 ≥0.18μF; 1206 ≥0.47μF																																																																																																		
		≤10%	1210 ≥4.7μF																																																																																																		
		≤20%	0402 ≥0.1μF; 0603 >0.1μF; 0805 ≥1μF; 1206 ≥2.2μF; 1210 ≥10μF; TT series																																																																																																		
35V	≤5%	≤20%	0603 ≥1μF; 0805 ≥2.2μF; 1206 ≥2.2μF; 1210 ≥10μF																																																																																																		
25V	≤5%	≤10%	0201 ≥0.01μF; 0805 ≥1μF; 1210 ≥10μF																																																																																																		
		≤14%	0603 ≥0.33μF; 1206 ≥4.7μF																																																																																																		
		≤15%	0201 ≥0.1μF; 0402 ≥0.10μF; 0603 ≥0.47μF; 0805 ≥2.2μF; 1206 ≥6.8μF; 1210 ≥22μF; TT series																																																																																																		
16V	≤5%	≤10%	0603 ≥0.15μF; 0805 ≥0.68μF; 1206 ≥2.2μF; 1210 ≥4.7μF																																																																																																		
		≤15%	0201 ≥0.01μF; 0402 ≥0.033μF; 0603 ≥0.68μF; 0805 ≥2.2μF; 1206 ≥4.7μF; 1210 ≥22μF; TT series																																																																																																		
10V	≤7.5%	≤15%	0201 ≥0.012μF; 0402 ≥0.33μF(0402/X7R ≥0.22μF); 0603 ≥0.33μF; 0805 ≥2.2μF; 1206 ≥2.2μF; 1210 ≥22μF																																																																																																		
		≤20%	0201 ≥0.1μF; 0402 ≥1μF; TT series; 01R5																																																																																																		
6.3V	≤15%	≤30%	0201 ≥0.1μF; 0402 ≥1μF; 0603 ≥10μF; 0805 ≥4.7μF; 1206 ≥47μF; 1210 ≥100μF; TT series																																																																																																		
4V	≤20%	---	---																																																																																																		
Rated vol.	D.F. ≤	Exception of D.F. ≤																																																																																																			
≥50V	≤7.5%	≤10%	0603 ≥0.1μF; 0805 ≥0.47μF; 1206 ≥4.7μF																																																																																																		
		≤20%	1210 ≥6.8μF																																																																																																		
35V	≤10%	---	---																																																																																																		
25V	≤7.5%	≤10%	0402 ≥0.047μF; 0603 ≥0.1μF; 0805 ≥0.33μF; 1206 ≥1μF; 1210 ≥4.7μF																																																																																																		
		≤15%	0402 ≥0.068μF; 0603 ≥0.47μF; 1206 ≥4.7μF; 1210 ≥22μF																																																																																																		
16V (C<1.0μF)	≤10%	≤12.5%	0402 ≥0.068μF; 0603 ≥0.68μF																																																																																																		
		≤20%	0402 ≥0.22μF																																																																																																		
16V (C≥1.0μF)	≤12.5%	≤20%	0603 ≥2.2μF; 0805 ≥3.3μF; 1206 ≥10μF; 1210 ≥22μF; 1812 ≥47μF;																																																																																																		
10V	≤20%	≤30%	0402 ≥0.47μF																																																																																																		
6.3V	≤30%	---	---																																																																																																		
Rated voltage	Insulation Resistance																																																																																																				
100V: X7R	500MΩ or RxC ≥5 Ω-F whichever is smaller.																																																																																																				
50V: 0402 >0.01μF; 0603 ≥1μF; 0805 ≥1μF; 1206 ≥4.7μF; 1210 ≥4.7μF																																																																																																					
35V: 0603 ≥1μF; 0805 ≥2.2μF; 1206 ≥2.2μF; 1210 ≥10μF																																																																																																					
25V: 0201 ≥0.1μF; 0402 ≥0.22μF; 0603 ≥2.2μF; 0805 ≥2.2μF; 1206 ≥10μF; 1210 ≥10μF																																																																																																					
16V: 0201 ≥0.1μF; 0402 ≥0.22μF; 0603 ≥1μF; 0805 ≥2.2μF; 1206 ≥10μF; 1210 ≥47μF																																																																																																					
10V: 0201 ≥47nF; 0402 ≥0.47μF; 0603 ≥0.47μF; 0805 ≥2.2μF; 1206 ≥4.7μF; 1210 ≥47μF																																																																																																					
6.3V ; 4V ; TT series ; All X6S items																																																																																																					

No	Item	Test Condition	Requirements																																																																																																																																																																					
15.	High Temperature Load (Endurance)	Test temp. : NP0, X7R/X7E: 125±3°C X6S: 105±3°C X5R, Y5V: 85±3°C Test time: 1000+24/-0 hrs. To apply voltage: (1) ≤ 6.3V or C ≥ 10µF or TT series: 150% of rated voltage. (2) 10V ≤ Ur < 500V: 200% of rated voltage. (3) 500V: 150% of rated voltage. (4) Ur ≥ 630V: 120% of rated voltage. (5) 100% of rated voltage for below range.	* No remarkable damage. Cap change: NP0: ±3.0% or ±0.3pF whichever is larger X7R, X5R, X6S: ≥10V**, within ±12.5%; ≤ 6.3V within ±25%; TT series & C ≥ 1µF, within ±25% **10V: 0603 ≥ 4.7µF; 0402 ≥ 1µF; 0201 ≥ 0.1µF, within ±25%; Y5V: ≥10V, within ±30%; ≤ 6.3V, within +30/-40% Q/D.F. value: NP0: More than 30pF, Q ≥ 350 10pF ≤ C < 30pF, Q ≥ 275+2.5C Less than 10pF, Q ≥ 200+10C X7R, X5R, X6S:																																																																																																																																																																					
		<table border="1"> <thead> <tr> <th>Size</th> <th>Dielectric</th> <th>Rated voltage</th> <th>Capacitance range</th> <th>Rated vol.</th> <th>D.F. ≤</th> <th>Exception of D.F. ≤</th> </tr> </thead> <tbody> <tr> <td>0201</td> <td>X5R/X7R/X6S</td> <td>≤ 10V</td> <td>C ≥ 0.1µF</td> <td>≥ 100V</td> <td>≤ 3%</td> <td>≤ 6% 1206 ≥ 0.47µF</td> </tr> <tr> <td rowspan="2">0402</td> <td rowspan="2">X5R/X7R/X6S Y5V</td> <td>6.3V, 10V</td> <td>C ≥ 1.0µF</td> <td rowspan="2">≥ 50V</td> <td rowspan="2">≤ 3%</td> <td>≤ 7.5% 0805 > 0.1µF, 0603 ≥ 0.068µF, 1206 > 1µF; 1210 ≥ 2.2µF; TT series</td> </tr> <tr> <td>16V, 25V</td> <td>C ≥ 1.0µF</td> <td>≤ 6% 0201 (50V); 0603 ≥ 0.047µF; 0805 ≥ 0.18µF; 1206 ≥ 0.47µF</td> </tr> <tr> <td rowspan="2">0603</td> <td rowspan="2">X5R/X7R/X6S</td> <td>4V</td> <td>C ≥ 22µF</td> <td rowspan="2">≥ 50V</td> <td rowspan="2">≤ 3%</td> <td>≤ 10% 1210 ≥ 4.7µF</td> </tr> <tr> <td>6.3V, 10V</td> <td>C ≥ 4.7µF</td> <td>≤ 20% 0402 ≥ 0.1µF; 0603 > 0.1µF; 0805 ≥ 1µF; 1206 ≥ 2.2µF; 1210 ≥ 10µF; TT series</td> </tr> <tr> <td rowspan="2">0805</td> <td rowspan="2">X5R/X7R/X6S</td> <td>25V, 35V</td> <td>C ≥ 1.0µF</td> <td rowspan="2">35V</td> <td rowspan="2">≤ 5%</td> <td>≤ 20% 0603 ≥ 1µF; 0805 ≥ 2.2µF; 1206 ≥ 2.2µF; 1210 ≥ 10µF</td> </tr> <tr> <td>4V</td> <td>C ≥ 47µF</td> <td>≤ 10% 0201 ≥ 0.01µF; 0805 ≥ 1µF; 1210 ≥ 10µF</td> </tr> <tr> <td rowspan="2">1206</td> <td rowspan="2">X5R/X7R/X6S</td> <td>6.3V</td> <td>C ≥ 22µF</td> <td rowspan="2">25V</td> <td rowspan="2">≤ 5%</td> <td>≤ 14% 0603 ≥ 0.33µF; 1206 ≥ 4.7µF</td> </tr> <tr> <td>10V~50V</td> <td>C ≥ 10µF</td> <td>≤ 15% 0201 ≥ 0.1µF; 0402 ≥ 0.10µF; 0603 ≥ 0.47µF; 0805 ≥ 2.2µF; 1206 ≥ 6.8µF; 1210 ≥ 22µF; TT series</td> </tr> <tr> <td>1210</td> <td>X5R/X7R/X6S</td> <td>≤ 6.3V</td> <td>C ≥ 47µF</td> <td rowspan="2">16V</td> <td rowspan="2">≤ 5%</td> <td>≤ 20% 0402 ≥ 0.47µF</td> </tr> <tr> <td>NP0</td> <td>3000V</td> <td>C ≥ 1.5pF</td> <td>≤ 10% 0603 ≥ 0.15µF; 0805 ≥ 0.68µF; 1206 ≥ 2.2µF; 1210 ≥ 4.7µF</td> </tr> <tr> <td>TT18</td> <td>Y5V</td> <td>6.3V, 10V</td> <td>C ≥ 2.2µF</td> <td rowspan="2">10V</td> <td rowspan="2">≤ 7.5%</td> <td>≤ 15% 0201 ≥ 0.01µF; 0402 ≥ 0.033µF; 0603 ≥ 0.68µF; 0805 ≥ 2.2µF; 1206 ≥ 4.7µF; 1210 ≥ 22µF; TT series</td> </tr> <tr> <td>TT21</td> <td>Y5V</td> <td>6.3V</td> <td>C ≥ 10µF</td> <td>≤ 15% 0201 ≥ 0.012µF; 0402 ≥ 0.33µF (0402/X7R ≥ 0.22µF); 0603 ≥ 0.33µF; 0805 ≥ 2.2µF; 1206 ≥ 2.2µF; 1210 ≥ 22µF</td> </tr> <tr> <td>TT31</td> <td>Y5V</td> <td>6.3V</td> <td>C ≥ 22µF</td> <td rowspan="2">6.3V</td> <td rowspan="2">≤ 15%</td> <td>≤ 20% 0201 ≥ 0.1µF; 0402 ≥ 1µF; TT series: 01R5</td> </tr> <tr> <td colspan="4">**1WV items must follow de-rating conditions</td> <td>≤ 30% 0201 ≥ 0.1µF; 0402 ≥ 1µF; 0603 ≥ 10µF; 0805 ≥ 4.7µF; 1206 ≥ 47µF; 1210 ≥ 100µF; TT series</td> </tr> <tr> <td colspan="4">(6) 150% of rated voltage for below range.</td> <td>4V</td> <td>≤ 20%</td> <td>---</td> </tr> <tr> <td></td> <td></td> <td> <table border="1"> <thead> <tr> <th>Size</th> <th>Dielectric</th> <th>Rated voltage</th> <th>Capacitance</th> </tr> </thead> <tbody> <tr> <td>0201</td> <td>X5R/X7R/X6S</td> <td>16V/25V</td> <td>C ≥ 0.1µF</td> </tr> <tr> <td rowspan="2">0402</td> <td rowspan="2">X5R/X7R/X6S</td> <td>50V</td> <td>C ≥ 0.1µF</td> </tr> <tr> <td>10~25V</td> <td>C ≥ 0.22µF</td> </tr> <tr> <td rowspan="2">0603</td> <td rowspan="2">X5R/X7R/X6S</td> <td>Y5V 16V</td> <td>C ≥ 0.47µF</td> </tr> <tr> <td>X7R 50V</td> <td>C > 0.1µF</td> </tr> <tr> <td rowspan="2">0805</td> <td rowspan="2">X5R/X7R/X6S</td> <td>10V, 16V, 50V</td> <td>C ≥ 1.0µF</td> </tr> <tr> <td>Y5V 16V</td> <td>C ≥ 2.2µF</td> </tr> <tr> <td rowspan="2">1206</td> <td rowspan="2">X5R/X7R/X6S</td> <td>10~50V</td> <td>C ≥ 4.7µF</td> </tr> <tr> <td>X5R/X7R 50V</td> <td>C ≥ 2.2µF</td> </tr> <tr> <td rowspan="2">1210</td> <td rowspan="2">X5R/X7R/X6S</td> <td>100V</td> <td>C ≥ 0.47µF</td> </tr> <tr> <td>Y5V 16V</td> <td>C ≥ 4.7µF</td> </tr> <tr> <td>1825</td> <td rowspan="3">X7R</td> <td>100V</td> <td>C > 1.0µF</td> </tr> <tr> <td>2220</td> <td>100V~250V</td> <td>C ≥ 1.0µF</td> </tr> <tr> <td>2225</td> <td>100V~250V</td> <td>C ≥ 1.0µF</td> </tr> </tbody> </table> </td> <td>Y5V: Rated vol. D.F. ≤ Exception of D.F. ≤ ≥ 50V ≤ 7.5% ≤ 10% 0603 ≥ 0.1µF; 0805 ≥ 0.47µF; 1206 ≥ 4.7µF ≤ 20% 1210 ≥ 6.8µF 35V ≤ 10% --- --- 25V ≤ 7.5% ≤ 10% 0402 ≥ 0.047µF; 0603 ≥ 0.1µF; 0805 ≥ 0.33µF; 1206 ≥ 1µF; 1210 ≥ 4.7µF ≤ 15% 0402 ≥ 0.068µF; 0603 ≥ 0.47µF; 1206 ≥ 4.7µF; 1210 ≥ 22µF 16V (C < 1.0µF) ≤ 10% ≤ 12.5% 0402 ≥ 0.068µF; 0603 ≥ 0.68µF ≤ 20% 0402 ≥ 0.22µF 16V (C ≥ 1.0µF) ≤ 12.5% ≤ 20% 0603 ≥ 2.2µF; 0805 ≥ 3.3µF; 1206 ≥ 10µF; 1210 ≥ 22µF; 1812 ≥ 47µF; 10V ≤ 20% ≤ 30% 0402 ≥ 0.47µF 6.3V ≤ 30% --- ---</td> </tr> <tr> <td colspan="4">*I.R.: ≥10V, 1GΩ or 50 Ω·F whichever is smaller. Class II (X7R, X5R, X6S, Y5V)</td> </tr> <tr> <td></td> <td></td> <td> <p>Before initial measurement (Class II only): To apply test voltage for 1hr at test temp. and then set for 24±2 hrs at room temp.</p> <p>Measurement to be made after keeping at room temp. for 24±2 hrs</p> <p>** De-rating conditions:</p> </td> <td> <table border="1"> <thead> <tr> <th>Rated voltage</th> <th>Insulation Resistance</th> </tr> </thead> <tbody> <tr> <td>100V: X7R</td> <td rowspan="7">1GΩ or RxC ≥ 10 Ω·F whichever is smaller.</td> </tr> <tr> <td>50V: 0402 > 0.01µF; 0603 ≥ 1µF; 0805 ≥ 1µF; 1206 ≥ 4.7µF; 1210 ≥ 4.7µF</td> </tr> <tr> <td>35V: 0603 ≥ 1µF; 0805 ≥ 2.2µF; 1206 ≥ 2.2µF; 1210 ≥ 10µF</td> </tr> <tr> <td>25V: 0201 ≥ 0.1µF; 0402 ≥ 0.22µF; 0603 ≥ 2.2µF; 0805 ≥ 2.2µF; 1206 ≥ 10µF; 1210 ≥ 10µF</td> </tr> <tr> <td>16V: 0201 ≥ 0.1µF; 0402 ≥ 0.22µF; 0603 ≥ 1µF; 0805 ≥ 2.2µF; 1206 ≥ 10µF; 1210 ≥ 47µF</td> </tr> <tr> <td>10V: 0201 ≥ 47nF; 0402 ≥ 0.47µF; 0603 ≥ 0.47µF; 0805 ≥ 2.2µF; 1206 ≥ 4.7µF; 1210 ≥ 47µF</td> </tr> <tr> <td>6.3V ; 4V ; TT series ; All X6S items</td> </tr> </tbody> </table> </td> </tr> </tbody> </table>	Size	Dielectric	Rated voltage	Capacitance range	Rated vol.	D.F. ≤	Exception of D.F. ≤	0201	X5R/X7R/X6S	≤ 10V	C ≥ 0.1µF	≥ 100V	≤ 3%	≤ 6% 1206 ≥ 0.47µF	0402	X5R/X7R/X6S Y5V	6.3V, 10V	C ≥ 1.0µF	≥ 50V	≤ 3%	≤ 7.5% 0805 > 0.1µF, 0603 ≥ 0.068µF, 1206 > 1µF; 1210 ≥ 2.2µF; TT series	16V, 25V	C ≥ 1.0µF	≤ 6% 0201 (50V); 0603 ≥ 0.047µF; 0805 ≥ 0.18µF; 1206 ≥ 0.47µF	0603	X5R/X7R/X6S	4V	C ≥ 22µF	≥ 50V	≤ 3%	≤ 10% 1210 ≥ 4.7µF	6.3V, 10V	C ≥ 4.7µF	≤ 20% 0402 ≥ 0.1µF; 0603 > 0.1µF; 0805 ≥ 1µF; 1206 ≥ 2.2µF; 1210 ≥ 10µF; TT series	0805	X5R/X7R/X6S	25V, 35V	C ≥ 1.0µF	35V	≤ 5%	≤ 20% 0603 ≥ 1µF; 0805 ≥ 2.2µF; 1206 ≥ 2.2µF; 1210 ≥ 10µF	4V	C ≥ 47µF	≤ 10% 0201 ≥ 0.01µF; 0805 ≥ 1µF; 1210 ≥ 10µF	1206	X5R/X7R/X6S	6.3V	C ≥ 22µF	25V	≤ 5%	≤ 14% 0603 ≥ 0.33µF; 1206 ≥ 4.7µF	10V~50V	C ≥ 10µF	≤ 15% 0201 ≥ 0.1µF; 0402 ≥ 0.10µF; 0603 ≥ 0.47µF; 0805 ≥ 2.2µF; 1206 ≥ 6.8µF; 1210 ≥ 22µF; TT series	1210	X5R/X7R/X6S	≤ 6.3V	C ≥ 47µF	16V	≤ 5%	≤ 20% 0402 ≥ 0.47µF	NP0	3000V	C ≥ 1.5pF	≤ 10% 0603 ≥ 0.15µF; 0805 ≥ 0.68µF; 1206 ≥ 2.2µF; 1210 ≥ 4.7µF	TT18	Y5V	6.3V, 10V	C ≥ 2.2µF	10V	≤ 7.5%	≤ 15% 0201 ≥ 0.01µF; 0402 ≥ 0.033µF; 0603 ≥ 0.68µF; 0805 ≥ 2.2µF; 1206 ≥ 4.7µF; 1210 ≥ 22µF; TT series	TT21	Y5V	6.3V	C ≥ 10µF	≤ 15% 0201 ≥ 0.012µF; 0402 ≥ 0.33µF (0402/X7R ≥ 0.22µF); 0603 ≥ 0.33µF; 0805 ≥ 2.2µF; 1206 ≥ 2.2µF; 1210 ≥ 22µF	TT31	Y5V	6.3V	C ≥ 22µF	6.3V	≤ 15%	≤ 20% 0201 ≥ 0.1µF; 0402 ≥ 1µF; TT series: 01R5	**1WV items must follow de-rating conditions				≤ 30% 0201 ≥ 0.1µF; 0402 ≥ 1µF; 0603 ≥ 10µF; 0805 ≥ 4.7µF; 1206 ≥ 47µF; 1210 ≥ 100µF; TT series	(6) 150% of rated voltage for below range.				4V	≤ 20%	---			<table border="1"> <thead> <tr> <th>Size</th> <th>Dielectric</th> <th>Rated voltage</th> <th>Capacitance</th> </tr> </thead> <tbody> <tr> <td>0201</td> <td>X5R/X7R/X6S</td> <td>16V/25V</td> <td>C ≥ 0.1µF</td> </tr> <tr> <td rowspan="2">0402</td> <td rowspan="2">X5R/X7R/X6S</td> <td>50V</td> <td>C ≥ 0.1µF</td> </tr> <tr> <td>10~25V</td> <td>C ≥ 0.22µF</td> </tr> <tr> <td rowspan="2">0603</td> <td rowspan="2">X5R/X7R/X6S</td> <td>Y5V 16V</td> <td>C ≥ 0.47µF</td> </tr> <tr> <td>X7R 50V</td> <td>C > 0.1µF</td> </tr> <tr> <td rowspan="2">0805</td> <td rowspan="2">X5R/X7R/X6S</td> <td>10V, 16V, 50V</td> <td>C ≥ 1.0µF</td> </tr> <tr> <td>Y5V 16V</td> <td>C ≥ 2.2µF</td> </tr> <tr> <td rowspan="2">1206</td> <td rowspan="2">X5R/X7R/X6S</td> <td>10~50V</td> <td>C ≥ 4.7µF</td> </tr> <tr> <td>X5R/X7R 50V</td> <td>C ≥ 2.2µF</td> </tr> <tr> <td rowspan="2">1210</td> <td rowspan="2">X5R/X7R/X6S</td> <td>100V</td> <td>C ≥ 0.47µF</td> </tr> <tr> <td>Y5V 16V</td> <td>C ≥ 4.7µF</td> </tr> <tr> <td>1825</td> <td rowspan="3">X7R</td> <td>100V</td> <td>C > 1.0µF</td> </tr> <tr> <td>2220</td> <td>100V~250V</td> <td>C ≥ 1.0µF</td> </tr> <tr> <td>2225</td> <td>100V~250V</td> <td>C ≥ 1.0µF</td> </tr> </tbody> </table>	Size	Dielectric	Rated voltage	Capacitance	0201	X5R/X7R/X6S	16V/25V	C ≥ 0.1µF	0402	X5R/X7R/X6S	50V	C ≥ 0.1µF	10~25V	C ≥ 0.22µF	0603	X5R/X7R/X6S	Y5V 16V	C ≥ 0.47µF	X7R 50V	C > 0.1µF	0805	X5R/X7R/X6S	10V, 16V, 50V	C ≥ 1.0µF	Y5V 16V	C ≥ 2.2µF	1206	X5R/X7R/X6S	10~50V	C ≥ 4.7µF	X5R/X7R 50V	C ≥ 2.2µF	1210	X5R/X7R/X6S	100V	C ≥ 0.47µF	Y5V 16V	C ≥ 4.7µF	1825	X7R	100V	C > 1.0µF	2220	100V~250V	C ≥ 1.0µF	2225	100V~250V	C ≥ 1.0µF	Y5V: Rated vol. D.F. ≤ Exception of D.F. ≤ ≥ 50V ≤ 7.5% ≤ 10% 0603 ≥ 0.1µF; 0805 ≥ 0.47µF; 1206 ≥ 4.7µF ≤ 20% 1210 ≥ 6.8µF 35V ≤ 10% --- --- 25V ≤ 7.5% ≤ 10% 0402 ≥ 0.047µF; 0603 ≥ 0.1µF; 0805 ≥ 0.33µF; 1206 ≥ 1µF; 1210 ≥ 4.7µF ≤ 15% 0402 ≥ 0.068µF; 0603 ≥ 0.47µF; 1206 ≥ 4.7µF; 1210 ≥ 22µF 16V (C < 1.0µF) ≤ 10% ≤ 12.5% 0402 ≥ 0.068µF; 0603 ≥ 0.68µF ≤ 20% 0402 ≥ 0.22µF 16V (C ≥ 1.0µF) ≤ 12.5% ≤ 20% 0603 ≥ 2.2µF; 0805 ≥ 3.3µF; 1206 ≥ 10µF; 1210 ≥ 22µF; 1812 ≥ 47µF; 10V ≤ 20% ≤ 30% 0402 ≥ 0.47µF 6.3V ≤ 30% --- ---	*I.R.: ≥10V, 1GΩ or 50 Ω·F whichever is smaller. Class II (X7R, X5R, X6S, Y5V)						<p>Before initial measurement (Class II only): To apply test voltage for 1hr at test temp. and then set for 24±2 hrs at room temp.</p> <p>Measurement to be made after keeping at room temp. for 24±2 hrs</p> <p>** De-rating conditions:</p>	<table border="1"> <thead> <tr> <th>Rated voltage</th> <th>Insulation Resistance</th> </tr> </thead> <tbody> <tr> <td>100V: X7R</td> <td rowspan="7">1GΩ or RxC ≥ 10 Ω·F whichever is smaller.</td> </tr> <tr> <td>50V: 0402 > 0.01µF; 0603 ≥ 1µF; 0805 ≥ 1µF; 1206 ≥ 4.7µF; 1210 ≥ 4.7µF</td> </tr> <tr> <td>35V: 0603 ≥ 1µF; 0805 ≥ 2.2µF; 1206 ≥ 2.2µF; 1210 ≥ 10µF</td> </tr> <tr> <td>25V: 0201 ≥ 0.1µF; 0402 ≥ 0.22µF; 0603 ≥ 2.2µF; 0805 ≥ 2.2µF; 1206 ≥ 10µF; 1210 ≥ 10µF</td> </tr> <tr> <td>16V: 0201 ≥ 0.1µF; 0402 ≥ 0.22µF; 0603 ≥ 1µF; 0805 ≥ 2.2µF; 1206 ≥ 10µF; 1210 ≥ 47µF</td> </tr> <tr> <td>10V: 0201 ≥ 47nF; 0402 ≥ 0.47µF; 0603 ≥ 0.47µF; 0805 ≥ 2.2µF; 1206 ≥ 4.7µF; 1210 ≥ 47µF</td> </tr> <tr> <td>6.3V ; 4V ; TT series ; All X6S items</td> </tr> </tbody> </table>	Rated voltage	Insulation Resistance	100V: X7R	1GΩ or RxC ≥ 10 Ω·F whichever is smaller.	50V: 0402 > 0.01µF; 0603 ≥ 1µF; 0805 ≥ 1µF; 1206 ≥ 4.7µF; 1210 ≥ 4.7µF	35V: 0603 ≥ 1µF; 0805 ≥ 2.2µF; 1206 ≥ 2.2µF; 1210 ≥ 10µF	25V: 0201 ≥ 0.1µF; 0402 ≥ 0.22µF; 0603 ≥ 2.2µF; 0805 ≥ 2.2µF; 1206 ≥ 10µF; 1210 ≥ 10µF	16V: 0201 ≥ 0.1µF; 0402 ≥ 0.22µF; 0603 ≥ 1µF; 0805 ≥ 2.2µF; 1206 ≥ 10µF; 1210 ≥ 47µF	10V: 0201 ≥ 47nF; 0402 ≥ 0.47µF; 0603 ≥ 0.47µF; 0805 ≥ 2.2µF; 1206 ≥ 4.7µF; 1210 ≥ 47µF	6.3V ; 4V ; TT series ; All X6S items
		Size	Dielectric	Rated voltage	Capacitance range	Rated vol.	D.F. ≤	Exception of D.F. ≤																																																																																																																																																																
		0201	X5R/X7R/X6S	≤ 10V	C ≥ 0.1µF	≥ 100V	≤ 3%	≤ 6% 1206 ≥ 0.47µF																																																																																																																																																																
		0402	X5R/X7R/X6S Y5V	6.3V, 10V	C ≥ 1.0µF	≥ 50V	≤ 3%	≤ 7.5% 0805 > 0.1µF, 0603 ≥ 0.068µF, 1206 > 1µF; 1210 ≥ 2.2µF; TT series																																																																																																																																																																
				16V, 25V	C ≥ 1.0µF			≤ 6% 0201 (50V); 0603 ≥ 0.047µF; 0805 ≥ 0.18µF; 1206 ≥ 0.47µF																																																																																																																																																																
		0603	X5R/X7R/X6S	4V	C ≥ 22µF	≥ 50V	≤ 3%	≤ 10% 1210 ≥ 4.7µF																																																																																																																																																																
				6.3V, 10V	C ≥ 4.7µF			≤ 20% 0402 ≥ 0.1µF; 0603 > 0.1µF; 0805 ≥ 1µF; 1206 ≥ 2.2µF; 1210 ≥ 10µF; TT series																																																																																																																																																																
		0805	X5R/X7R/X6S	25V, 35V	C ≥ 1.0µF	35V	≤ 5%	≤ 20% 0603 ≥ 1µF; 0805 ≥ 2.2µF; 1206 ≥ 2.2µF; 1210 ≥ 10µF																																																																																																																																																																
				4V	C ≥ 47µF			≤ 10% 0201 ≥ 0.01µF; 0805 ≥ 1µF; 1210 ≥ 10µF																																																																																																																																																																
		1206	X5R/X7R/X6S	6.3V	C ≥ 22µF	25V	≤ 5%	≤ 14% 0603 ≥ 0.33µF; 1206 ≥ 4.7µF																																																																																																																																																																
				10V~50V	C ≥ 10µF			≤ 15% 0201 ≥ 0.1µF; 0402 ≥ 0.10µF; 0603 ≥ 0.47µF; 0805 ≥ 2.2µF; 1206 ≥ 6.8µF; 1210 ≥ 22µF; TT series																																																																																																																																																																
		1210	X5R/X7R/X6S	≤ 6.3V	C ≥ 47µF	16V	≤ 5%	≤ 20% 0402 ≥ 0.47µF																																																																																																																																																																
		NP0	3000V	C ≥ 1.5pF	≤ 10% 0603 ≥ 0.15µF; 0805 ≥ 0.68µF; 1206 ≥ 2.2µF; 1210 ≥ 4.7µF																																																																																																																																																																			
		TT18	Y5V	6.3V, 10V	C ≥ 2.2µF	10V	≤ 7.5%	≤ 15% 0201 ≥ 0.01µF; 0402 ≥ 0.033µF; 0603 ≥ 0.68µF; 0805 ≥ 2.2µF; 1206 ≥ 4.7µF; 1210 ≥ 22µF; TT series																																																																																																																																																																
TT21	Y5V	6.3V	C ≥ 10µF	≤ 15% 0201 ≥ 0.012µF; 0402 ≥ 0.33µF (0402/X7R ≥ 0.22µF); 0603 ≥ 0.33µF; 0805 ≥ 2.2µF; 1206 ≥ 2.2µF; 1210 ≥ 22µF																																																																																																																																																																				
TT31	Y5V	6.3V	C ≥ 22µF	6.3V	≤ 15%	≤ 20% 0201 ≥ 0.1µF; 0402 ≥ 1µF; TT series: 01R5																																																																																																																																																																		
**1WV items must follow de-rating conditions						≤ 30% 0201 ≥ 0.1µF; 0402 ≥ 1µF; 0603 ≥ 10µF; 0805 ≥ 4.7µF; 1206 ≥ 47µF; 1210 ≥ 100µF; TT series																																																																																																																																																																		
(6) 150% of rated voltage for below range.				4V	≤ 20%	---																																																																																																																																																																		
		<table border="1"> <thead> <tr> <th>Size</th> <th>Dielectric</th> <th>Rated voltage</th> <th>Capacitance</th> </tr> </thead> <tbody> <tr> <td>0201</td> <td>X5R/X7R/X6S</td> <td>16V/25V</td> <td>C ≥ 0.1µF</td> </tr> <tr> <td rowspan="2">0402</td> <td rowspan="2">X5R/X7R/X6S</td> <td>50V</td> <td>C ≥ 0.1µF</td> </tr> <tr> <td>10~25V</td> <td>C ≥ 0.22µF</td> </tr> <tr> <td rowspan="2">0603</td> <td rowspan="2">X5R/X7R/X6S</td> <td>Y5V 16V</td> <td>C ≥ 0.47µF</td> </tr> <tr> <td>X7R 50V</td> <td>C > 0.1µF</td> </tr> <tr> <td rowspan="2">0805</td> <td rowspan="2">X5R/X7R/X6S</td> <td>10V, 16V, 50V</td> <td>C ≥ 1.0µF</td> </tr> <tr> <td>Y5V 16V</td> <td>C ≥ 2.2µF</td> </tr> <tr> <td rowspan="2">1206</td> <td rowspan="2">X5R/X7R/X6S</td> <td>10~50V</td> <td>C ≥ 4.7µF</td> </tr> <tr> <td>X5R/X7R 50V</td> <td>C ≥ 2.2µF</td> </tr> <tr> <td rowspan="2">1210</td> <td rowspan="2">X5R/X7R/X6S</td> <td>100V</td> <td>C ≥ 0.47µF</td> </tr> <tr> <td>Y5V 16V</td> <td>C ≥ 4.7µF</td> </tr> <tr> <td>1825</td> <td rowspan="3">X7R</td> <td>100V</td> <td>C > 1.0µF</td> </tr> <tr> <td>2220</td> <td>100V~250V</td> <td>C ≥ 1.0µF</td> </tr> <tr> <td>2225</td> <td>100V~250V</td> <td>C ≥ 1.0µF</td> </tr> </tbody> </table>	Size	Dielectric	Rated voltage	Capacitance	0201	X5R/X7R/X6S	16V/25V	C ≥ 0.1µF	0402	X5R/X7R/X6S	50V	C ≥ 0.1µF	10~25V	C ≥ 0.22µF	0603	X5R/X7R/X6S	Y5V 16V	C ≥ 0.47µF	X7R 50V	C > 0.1µF	0805	X5R/X7R/X6S	10V, 16V, 50V	C ≥ 1.0µF	Y5V 16V	C ≥ 2.2µF	1206	X5R/X7R/X6S	10~50V	C ≥ 4.7µF	X5R/X7R 50V	C ≥ 2.2µF	1210	X5R/X7R/X6S	100V	C ≥ 0.47µF	Y5V 16V	C ≥ 4.7µF	1825	X7R	100V	C > 1.0µF	2220	100V~250V	C ≥ 1.0µF	2225	100V~250V	C ≥ 1.0µF	Y5V: Rated vol. D.F. ≤ Exception of D.F. ≤ ≥ 50V ≤ 7.5% ≤ 10% 0603 ≥ 0.1µF; 0805 ≥ 0.47µF; 1206 ≥ 4.7µF ≤ 20% 1210 ≥ 6.8µF 35V ≤ 10% --- --- 25V ≤ 7.5% ≤ 10% 0402 ≥ 0.047µF; 0603 ≥ 0.1µF; 0805 ≥ 0.33µF; 1206 ≥ 1µF; 1210 ≥ 4.7µF ≤ 15% 0402 ≥ 0.068µF; 0603 ≥ 0.47µF; 1206 ≥ 4.7µF; 1210 ≥ 22µF 16V (C < 1.0µF) ≤ 10% ≤ 12.5% 0402 ≥ 0.068µF; 0603 ≥ 0.68µF ≤ 20% 0402 ≥ 0.22µF 16V (C ≥ 1.0µF) ≤ 12.5% ≤ 20% 0603 ≥ 2.2µF; 0805 ≥ 3.3µF; 1206 ≥ 10µF; 1210 ≥ 22µF; 1812 ≥ 47µF; 10V ≤ 20% ≤ 30% 0402 ≥ 0.47µF 6.3V ≤ 30% --- ---																																																																																																																					
Size	Dielectric	Rated voltage	Capacitance																																																																																																																																																																					
0201	X5R/X7R/X6S	16V/25V	C ≥ 0.1µF																																																																																																																																																																					
0402	X5R/X7R/X6S	50V	C ≥ 0.1µF																																																																																																																																																																					
		10~25V	C ≥ 0.22µF																																																																																																																																																																					
0603	X5R/X7R/X6S	Y5V 16V	C ≥ 0.47µF																																																																																																																																																																					
		X7R 50V	C > 0.1µF																																																																																																																																																																					
0805	X5R/X7R/X6S	10V, 16V, 50V	C ≥ 1.0µF																																																																																																																																																																					
		Y5V 16V	C ≥ 2.2µF																																																																																																																																																																					
1206	X5R/X7R/X6S	10~50V	C ≥ 4.7µF																																																																																																																																																																					
		X5R/X7R 50V	C ≥ 2.2µF																																																																																																																																																																					
1210	X5R/X7R/X6S	100V	C ≥ 0.47µF																																																																																																																																																																					
		Y5V 16V	C ≥ 4.7µF																																																																																																																																																																					
1825	X7R	100V	C > 1.0µF																																																																																																																																																																					
2220		100V~250V	C ≥ 1.0µF																																																																																																																																																																					
2225		100V~250V	C ≥ 1.0µF																																																																																																																																																																					
*I.R.: ≥10V, 1GΩ or 50 Ω·F whichever is smaller. Class II (X7R, X5R, X6S, Y5V)																																																																																																																																																																								
		<p>Before initial measurement (Class II only): To apply test voltage for 1hr at test temp. and then set for 24±2 hrs at room temp.</p> <p>Measurement to be made after keeping at room temp. for 24±2 hrs</p> <p>** De-rating conditions:</p>	<table border="1"> <thead> <tr> <th>Rated voltage</th> <th>Insulation Resistance</th> </tr> </thead> <tbody> <tr> <td>100V: X7R</td> <td rowspan="7">1GΩ or RxC ≥ 10 Ω·F whichever is smaller.</td> </tr> <tr> <td>50V: 0402 > 0.01µF; 0603 ≥ 1µF; 0805 ≥ 1µF; 1206 ≥ 4.7µF; 1210 ≥ 4.7µF</td> </tr> <tr> <td>35V: 0603 ≥ 1µF; 0805 ≥ 2.2µF; 1206 ≥ 2.2µF; 1210 ≥ 10µF</td> </tr> <tr> <td>25V: 0201 ≥ 0.1µF; 0402 ≥ 0.22µF; 0603 ≥ 2.2µF; 0805 ≥ 2.2µF; 1206 ≥ 10µF; 1210 ≥ 10µF</td> </tr> <tr> <td>16V: 0201 ≥ 0.1µF; 0402 ≥ 0.22µF; 0603 ≥ 1µF; 0805 ≥ 2.2µF; 1206 ≥ 10µF; 1210 ≥ 47µF</td> </tr> <tr> <td>10V: 0201 ≥ 47nF; 0402 ≥ 0.47µF; 0603 ≥ 0.47µF; 0805 ≥ 2.2µF; 1206 ≥ 4.7µF; 1210 ≥ 47µF</td> </tr> <tr> <td>6.3V ; 4V ; TT series ; All X6S items</td> </tr> </tbody> </table>	Rated voltage	Insulation Resistance	100V: X7R	1GΩ or RxC ≥ 10 Ω·F whichever is smaller.	50V: 0402 > 0.01µF; 0603 ≥ 1µF; 0805 ≥ 1µF; 1206 ≥ 4.7µF; 1210 ≥ 4.7µF	35V: 0603 ≥ 1µF; 0805 ≥ 2.2µF; 1206 ≥ 2.2µF; 1210 ≥ 10µF	25V: 0201 ≥ 0.1µF; 0402 ≥ 0.22µF; 0603 ≥ 2.2µF; 0805 ≥ 2.2µF; 1206 ≥ 10µF; 1210 ≥ 10µF	16V: 0201 ≥ 0.1µF; 0402 ≥ 0.22µF; 0603 ≥ 1µF; 0805 ≥ 2.2µF; 1206 ≥ 10µF; 1210 ≥ 47µF	10V: 0201 ≥ 47nF; 0402 ≥ 0.47µF; 0603 ≥ 0.47µF; 0805 ≥ 2.2µF; 1206 ≥ 4.7µF; 1210 ≥ 47µF	6.3V ; 4V ; TT series ; All X6S items																																																																																																																																																											
Rated voltage	Insulation Resistance																																																																																																																																																																							
100V: X7R	1GΩ or RxC ≥ 10 Ω·F whichever is smaller.																																																																																																																																																																							
50V: 0402 > 0.01µF; 0603 ≥ 1µF; 0805 ≥ 1µF; 1206 ≥ 4.7µF; 1210 ≥ 4.7µF																																																																																																																																																																								
35V: 0603 ≥ 1µF; 0805 ≥ 2.2µF; 1206 ≥ 2.2µF; 1210 ≥ 10µF																																																																																																																																																																								
25V: 0201 ≥ 0.1µF; 0402 ≥ 0.22µF; 0603 ≥ 2.2µF; 0805 ≥ 2.2µF; 1206 ≥ 10µF; 1210 ≥ 10µF																																																																																																																																																																								
16V: 0201 ≥ 0.1µF; 0402 ≥ 0.22µF; 0603 ≥ 1µF; 0805 ≥ 2.2µF; 1206 ≥ 10µF; 1210 ≥ 47µF																																																																																																																																																																								
10V: 0201 ≥ 47nF; 0402 ≥ 0.47µF; 0603 ≥ 0.47µF; 0805 ≥ 2.2µF; 1206 ≥ 4.7µF; 1210 ≥ 47µF																																																																																																																																																																								
6.3V ; 4V ; TT series ; All X6S items																																																																																																																																																																								

APPENDIXES

▣ Tape & reel dimensions

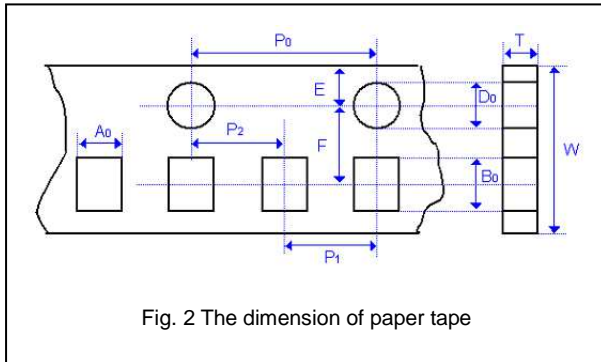


Fig. 2 The dimension of paper tape

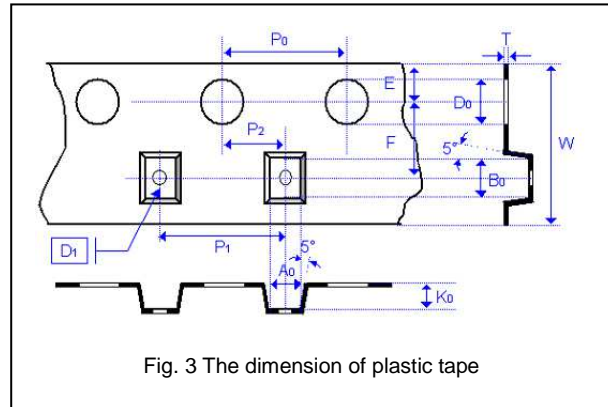


Fig. 3 The dimension of plastic tape

Size	0402	0603	0805			1206			1210		1808	1812	
Thickness	E	S, X	A	B	C, D, I	B	C, J, D	G, P	C,D,G,K	M	D, G, K	D, G, K	M, U
A ₀	0.70 +/-0.2	1.05 +/-0.30	1.50 +/-0.20	1.50 +/-0.20	< 1.80	1.90 +/-0.50	< 2.00	<2.30	< 3.05	< 3.20	< 2.50	< 3.90	< 3.90
B ₀	1.20 +/-0.2	1.80 +/-0.30	2.30 +/-0.20	2.30 +/-0.20	< 2.70	3.50 +/-0.50	< 3.70	< 4.00	< 3.80	<3.95	< 5.30	< 5.30	< 5.30
T	≤0.80	≤1.20	≤1.15	≤1.30	0.23 +/-0.1	≤1.30	0.23 +/-0.1	0.23 +/-0.1	0.23 +/-0.1	0.23 +/-0.1	0.25 +/-0.1	0.25 +/-0.1	0.25 +/-0.1
K ₀	-	-	-	-	< 2.50	-	< 2.50	< 2.50	< 2.50	< 3.00	< 2.50	< 2.50	< 3.50
W	8.00 +/-0.10	8.00 +/-0.10	8.00 +/-0.10	8.00 +/-0.10	8.00 +/-0.20	8.00 +/-0.10	8.00 +/-0.20	8.00 +/-0.20	8.00 +/-0.20	8.00 +/-0.20	12.00 +/-0.20	12.00 +/-0.20	12.00 +/-0.20
P ₀	4.00 +/-0.10	4.00 +/-0.10	4.00 +/-0.10	4.00 +/-0.10	4.00 +/-0.10	4.00 +/-0.10	4.00 +/-0.10	4.00 +/-0.10	4.00 +/-0.10	4.00 +/-0.10	4.00 +/-0.10	4.00 +/-0.10	4.00 +/-0.10
10xP ₀	40.00 +/-0.10	40.00 +/-0.20	40.00 +/-0.20	40.00 +/-0.20	40.00 +/-0.20	40.00 +/-0.20	40.00 +/-0.20	40.00 +/-0.20	40.00 +/-0.20	40.00 +/-0.20	40.00 +/-0.20	40.00 +/-0.20	40.00 +/-0.20
P ₁	2.00 +/-0.05	4.00 +/-0.10	4.00 +/-0.10	4.00 +/-0.10	4.00 +/-0.10	4.00 +/-0.10	4.00 +/-0.10	4.00 +/-0.10	4.00 +/-0.10	4.00 +/-0.10	4.00 +/-0.10	8.00 +/-0.10	8.00 +/-0.10
P ₂	2.00 +/-0.05	2.00 +/-0.05	2.00 +/-0.05	2.00 +/-0.05	2.00 +/-0.05	2.00 +/-0.05	2.00 +/-0.05	2.00 +/-0.05	2.00 +/-0.05	2.00 +/-0.05	2.00 +/-0.10	2.00 +/-0.10	2.00 +/-0.10
D ₀	1.55 +/-0.05	1.55 +/-0.05	1.55 +/-0.05	1.55 +/-0.05	1.50 +0.10/-0	1.55 +/-0.05	1.50 +0.10/-0	1.50 +0.10/-0	1.50 +0.10/-0	1.50 +0.10/-0	1.50 +0.10/-0	1.50 +0.10/-0	1.50 +0.10/-0
D ₁	-	-	-	-	1.00 +/-0.10	-	1.00 +/-0.10	1.00 +/-0.10	1.00 +/-0.10	1.00 +/-0.10	1.50 +/-0.10	1.50 +/-0.10	1.50 +/-0.10
E	1.75 +/-0.05	1.75 +/-0.05	1.75 +/-0.05	1.75 +/-0.05	1.75 +/-0.10	1.75 +/-0.05	1.75 +/-0.10	1.75 +/-0.10	1.75 +/-0.10	1.75 +/-0.10	1.75 +/-0.10	1.75 +/-0.10	1.75 +/-0.10
F	3.50 +/-0.05	3.50 +/-0.05	3.50 +/-0.05	3.50 +/-0.05	3.50 +/-0.05	3.50 +/-0.05	3.50 +/-0.05	3.50 +/-0.05	3.50 +/-0.05	3.50 +/-0.05	5.50 +/-0.10	5.50 +/-0.10	5.50 +/-0.10

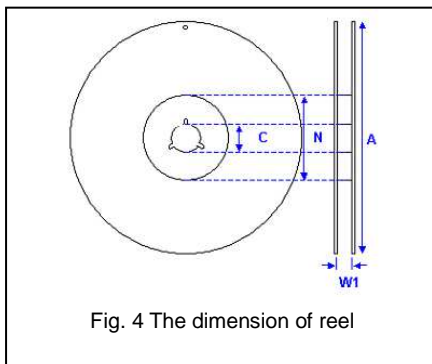
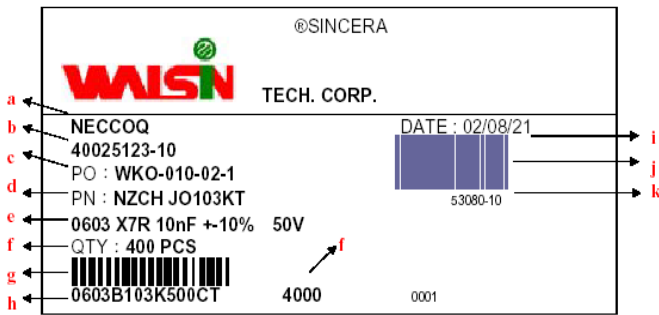


Fig. 4 The dimension of reel

Size	0402, 0603, 0805, 1206, 1210			1808, 1812
Reel size	7"	10"	13"	7"
C	13.0+0.5/-0.2	13.0+0.5/-0.2	13.0+0.5/-0.2	13.0+0.5/-0.2
W ₁	8.4+1.5/-0	8.4+1.5/-0	8.4+1.5/-0	12.4+2.0/-0
A	178.0±1.0	250.0±1.0	330.0±1.0	178.0±1.00
N	60.0+1.0/-0	100.0±1.0	100±1.0	60.0+1.0/-0

▣ Description of customer label



- a. Customer name
- b. WTC order series and item number
- c. Customer P/O
- d. Customer P/N
- e. Description of product
- f. Quantity
- g. Bar code including quantity & WTC P/N or customer
- h. WTC P/N
- i. Shipping date
- j. Order bar code including series and item numbers
- k. Serial number of label

▣ Constructions

No.	Name	NPO, X7R, X5R, Y5V
①	Ceramic material	BaTiO ₃ based
②	Inner electrode	Ni
③	Termination	Inner layer Cu + Ag Polymer
④		Middle layer Ni
⑤		Outer layer Sn

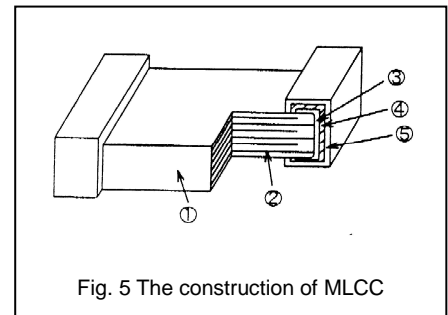


Fig. 5 The construction of MLCC

▣ Storage and handling conditions

- (1) To store products at 5 to 40°C ambient temperature and 20 to 70% related humidity conditions.
- (2) The product is recommended to be used within one year after shipment. Check solderability in case of shelf life extension is needed.

Cautions:

- a. The corrosive gas reacts on the terminal electrodes of capacitors, and results in the poor solderability. Do not store the capacitors in the ambience of corrosive gas (e.g., hydrogen sulfide, sulfur dioxide, chlorine, ammonia gas etc.)
- b. In corrosive atmosphere, solderability might be degraded, and silver migration might occur to cause low reliability.
- c. Due to the dewing by rapid humidity change, or the photochemical change of the terminal electrode by direct sunlight, the solderability and electrical performance may deteriorate. Do not store capacitors under direct sunlight or dewing condition. To store products on the shelf and avoid exposure to moisture.

☑ Recommended soldering conditions

The lead-free termination MLCCs are not only to be used on SMT against lead-free solder paste, but also suitable against lead-containing solder paste. If the optimized solder joint is requested, increasing soldering time, temperature and concentration of N₂ within oven are recommended.

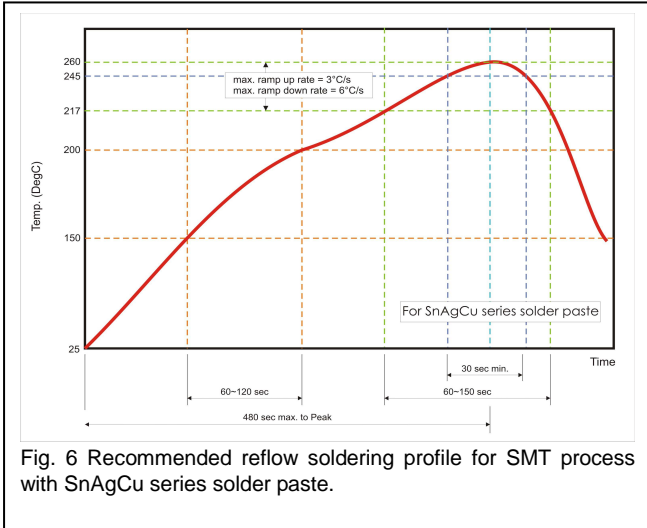


Fig. 6 Recommended reflow soldering profile for SMT process with SnAgCu series solder paste.

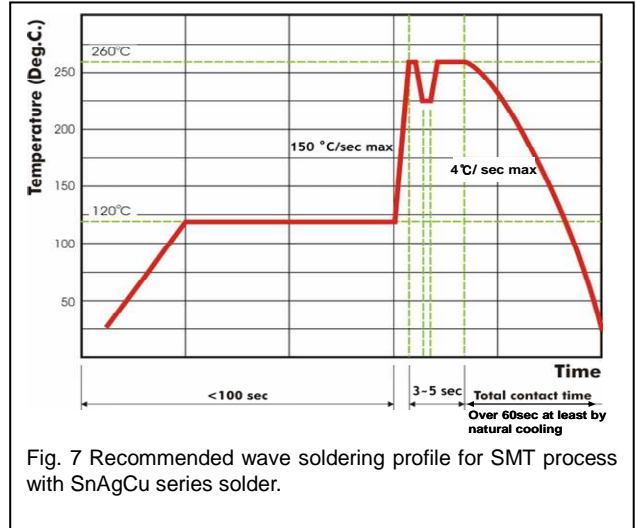


Fig. 7 Recommended wave soldering profile for SMT process with SnAgCu series solder.