



SMD POWER INDUCTORS / ATOK HL type Series

● Features

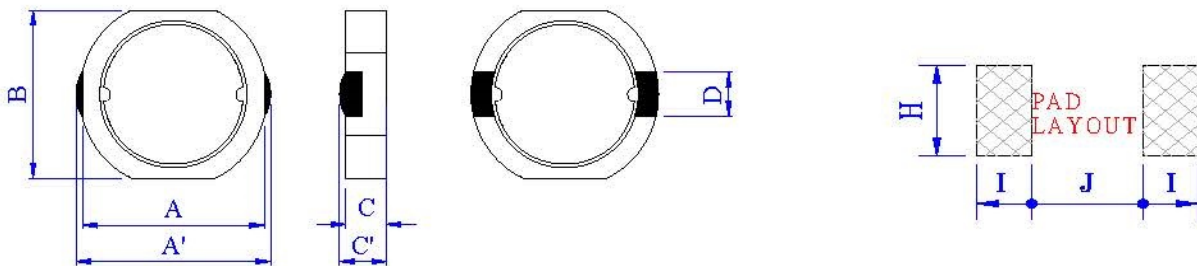
1. Low DC resistance and for large currents.
2. Closed magnetic circuit crosstalk.
3. Excellent solderability and heat resistance.

● Applications

Excellent as VTR, OA equipment, LCD television sets, notebook PC, portable communication equipments, DC/DC converters, etc.



● Shape & Dimensions



TYPE	A (mm)	A' (mm)	B (mm)	C (mm)	C' (mm)	D (mm)	H (Ref.)	I (Ref.)	J (Ref.)
ATOK7016HL	7.2±0.5	7.8±0.5	7.2±0.5	1.6 MAX.	1.6±0.2	2.5 TYP.	2.8	1.5	5.4
ATOK7020HL	7.2±0.5	7.8±0.5	7.2±0.5	2.0 MAX.	2.0±0.2	2.5 TYP.	2.8	1.5	5.4
ATOK7025HL	7.2±0.5	7.8±0.5	7.2±0.5	2.5 MAX.	2.5±0.2	2.5 TYP.	2.8	1.5	5.4

SMD POWER INDUCTORS / ATOK HL Type Series

• Features


1. Low DC resistance and for large currents.
2. Closed magnetic circuit crosstalk.
3. Excellent solderability and heat resistance.

• Applications

Excellent as VTR, OA equipment, LCD television sets, notebook PC, portable communication equipments, DC/DC converters, etc.

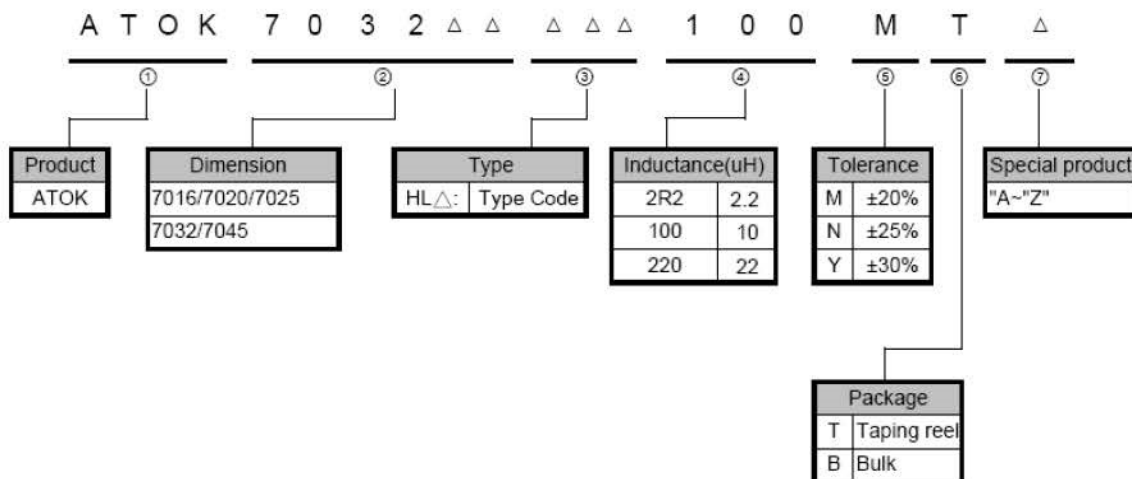


• Shape & Dimensions



TYPE	A (mm)	B (mm)	C (mm)	H (Ref.)	I (Ref.)	J (Ref.)
ATOK7032HL	7.3±0.2	7.8±0.5	3.2±0.2	2.8	1.5	5.4
ATOK7045HL	7.3±0.2	7.8±0.5	4.5±0.3	2.8	1.5	5.4

■ PRODUCT IDENTIFICATION



◆ ATOK7016HL Series Specification :

Part Number	Inductance (uH)	Inductance Tolerance	Test Freq. (KHz)	DCR (mΩ) Max	Saturation Current (A) Max.	Temp. Rise current (A) Typ.
ATOK7016HL1R5□T	1.5	Y	100	32	4.00	3.60
ATOK7016HL2R2□T	2.2	Y	100	36	3.50	3.20
ATOK7016HL3R3□T	3.3	Y	100	50	2.70	2.60
ATOK7016HL4R7□T	4.7	Y	100	75	2.20	2.55
ATOK7016HL6R8□T	6.8	M,N	100	71	2.10	2.50
ATOK7016HL8R2□T	8.2	M,N	100	110	1.80	1.80
ATOK7016HL100□T	10	M,N	100	135	1.60	1.60
ATOK7016HL150□T	15	M,N	100	165	1.30	1.30
ATOK7016HL180□T	18	M,N	100	230	1.10	1.10
ATOK7016HL220□T	22	M,N	100	270	1.00	1.00
ATOK7016HL330□T	33	M,N	100	380	0.90	0.90
ATOK7016HL470□T	47	M,N	100	520	0.80	0.80
ATOK7016HL680□T	68	M,N	100	780	0.65	0.65
ATOK7016HL101□T	100	M,N	100	1095	0.50	0.50

NOTE :

* The operating temperature range is -40°C to +125°C (Including self-temperature rise)

* □ Tolerance M : ±20% , N : ±25% , Y : ±30%

*Isat:For Inductance drop 20% from its value without current.

*Irms:The value of D.C current when the temperature rise is $\Delta T \leq 40^\circ\text{C}$. (Ta=25°C)

◆ ATOK7020HL Series Specification :

Part Number	Inductance (uH)	Inductance Tolerance	Test Freq. (KHz)	DCR (mΩ) Max	Saturation Current (A) Max.	Temp. Rise current (A) Typ.
ATOK7020HL2R2□T	2.2	Y	100	32	4.20	3.60
ATOK7020HL3R3□T	3.3	Y	100	45	3.70	3.30
ATOK7020HL4R7□T	4.7	Y	100	50	3.30	3.00
ATOK7020HL6R8□T	6.8	M,N	100	74	2.80	2.50
ATOK7020HL8R2□T	8.2	M,N	100	100	2.40	2.30
ATOK7020HL100□T	10	M,N	100	115	2.20	2.20
ATOK7020HL150□T	15	M,N	100	160	1.80	1.80
ATOK7020HL180□T	18	M,N	100	195	1.60	1.60
ATOK7020HL220□T	22	M,N	100	225	1.50	1.50
ATOK7020HL330□T	33	M,N	100	340	1.30	1.30
ATOK7020HL470□T	47	M,N	100	495	1.20	1.10
ATOK7020HL680□T	68	M,N	100	718	0.80	0.80
ATOK7020HL101□T	100	M,N	100	1030	0.70	0.70

NOTE :

* The operating temperature range is -40°C to +125°C (Including self-temperature rise)

* □ Tolerance M : ±20% , N : ±25% , Y : ±30%

*Isat:For Inductance drop 20% from its value without current.

*Irms:The value of D.C current when the temperature rise is $\Delta T \leq 40^\circ\text{C}$. (Ta=25°C)

◆ ATOK7025HL Series Specification :

Part Number	Inductance (uH)	Inductance Tolerance	Test Freq. (KHz)	DCR (mΩ) Max	Saturation Current (A) Max.	Temp. Rise current (A) Typ.
ATOK7025HL1R5□T	1.5	Y	100	22	6.00	4.70
ATOK7025HL2R2□T	2.2	Y	100	32	5.50	4.00
ATOK7025HL3R3□T	3.3	Y	100	42	4.50	3.30
ATOK7025HL4R7□T	4.7	Y	100	52	4.20	3.20
ATOK7025HL6R8□T	6.8	M,N	100	75	3.50	2.80
ATOK7025HL8R2□T	8.2	M,N	100	80	3.20	2.60
ATOK7025HL100□T	10	M,N	100	105	3.10	2.20
ATOK7025HL150□T	15	M,N	100	145	2.40	1.80
ATOK7025HL180□T	18	M,N	100	160	2.20	1.60
ATOK7025HL220□T	22	M,N	100	205	2.10	1.30
ATOK7025HL330□T	33	M,N	100	278	1.70	1.20
ATOK7025HL470□T	47	M,N	100	413	1.30	1.10
ATOK7025HL680□T	68	M,N	100	540	1.00	0.90
ATOK7025HL101□T	100	M,N	100	776	0.90	0.80

NOTE :

* The operating temperature range is -40°C to +125°C (Including self-temperature rise)

* □ Tolerance M : ±20% , N : ±25% , Y : ±30%

* Isat: For Inductance drop 20% from its value without current.

* Irms: The value of D.C current when the temperature rise is $\Delta T \leq 40^\circ\text{C}$. (Ta=25°C)

◆ ATOK7032HL Series Specification :

Part Number	Inductance (uH)	Inductance Tolerance	Test Freq. (KHz)	DCR (mΩ) Max.	Saturation Current (A) Max.	Temp. Rise current (A) Max.
ATOK7032HL4R7□T	4.7	Y	100	40	4.00	3.00
ATOK7032HL100□T	10	M,N	100	60	2.90	2.20
ATOK7032HL220□T	22	M,N	100	120	2.00	1.50
ATOK7032HL101□T	100	M,N	100	490	0.90	0.85
ATOK7032HL181□T	180	M,N	100	1000	0.55	0.55

NOTE :

* The operating temperature range is -40°C to +125°C (Including self-temperature rise)

* □ Tolerance M : ±20% , N : ±25% , Y : ±30%

* Isat: For Inductance drop 30% from its value without current.

* Irms: The value of D.C current when the temperature rise is $\Delta T \leq 40^\circ\text{C}$. (Ta=25°C)

◆ ATOK7045HL Series Specification :

Part Number	Inductance (uH)	Inductance Tolerance	Test Freq. (KHz)	DCR (mΩ) Max.	Saturation Current (A) Max.	Temp. Rise current (A) Max.
ATOK7045HL4R7□T	4.7	Y	100	31	4.50	3.20
ATOK7045HL100□T	10	M,N	100	49	3.30	2.50
ATOK7045HL220□T	22	M,N	100	86	2.10	1.80
ATOK7045HL101□T	100	M,N	100	402	1.30	1.2(Typ.)
ATOK7045HL181□T	180	M,N	100	582	0.80	0.70

NOTE :

* The operating temperature range is -40°C to +125°C (Including self-temperature rise)

* □ Tolerance M : ±20% , N : ±25% , Y : ±30%

* Isat: For Inductance drop 30% from its value without current.

* Irms: The value of D.C current when the temperature rise is $\Delta T \leq 40^\circ\text{C}$. (Ta=25°C)