

**FLYiNG**

臥式(圓形)電容器規格書

成品型號: PMT203K3JX0

版次: 0

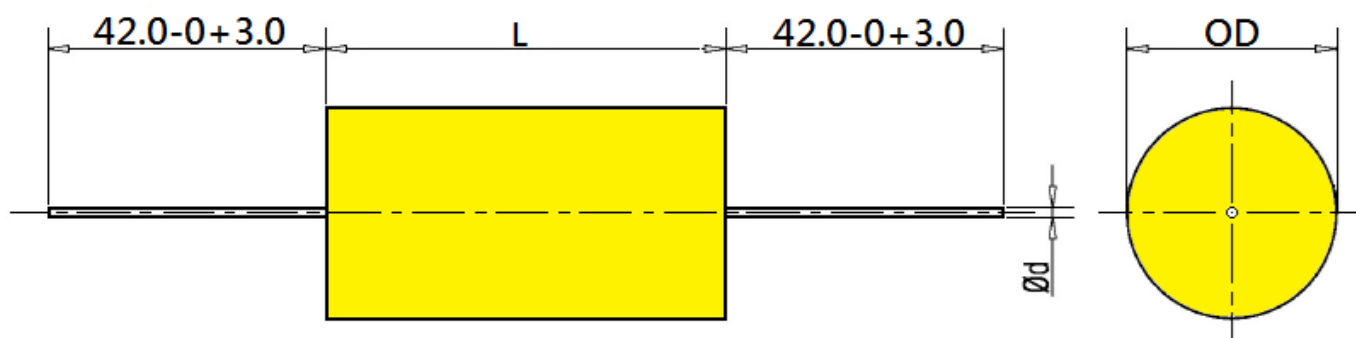
日期: 2020/06/15

頁次: 2 of 9

Polypropylene Film and Aluminun Foil Capacitors

TYPE : PMT203K/6000VDC

Unit:mm



TYPE	PMT	
DIMENSIONS	Unit	mm
CAPACITANCE	μF	0.02
Max. Voltage	VAC	6000
Max. Insulation Resistance	IR	$> 30000 M\Omega$ ($C \leq 0.1 \mu F$) $> 3000 M\Omega \times \mu F$ ($C > 0.1 \mu F$)

FLYiNG 汎翊國際有限公司

www.flying1688.com

**1.Part Name: Polypropylene Film and Aluminum Foil Capacitors****2.Type: PMT (epoxy dipped)****3.Working Voltage: 6000(3J) VDC****4.Capacitance Range: 0.02 μ F****5.Capacitance Range Tolerance: K ($\pm 10\%$)****6.Temperature Range: - 40°C-- +100°C****7.Characteristics**

ARTICLE	APPLICATION ITEM	CHARACTERSTICS	TEST METHOD
1.	Dielectric Strength (Between Terminals)	No damage	R.V $\times 150\%$ VDC For 2 Sec 25°C
2.	Insulation Resistance (Between Terminals)	$> 30000M\Omega$ ($C \leq 0.1 \mu F$) $> 3000M\Omega \times \mu F$ ($C > 0.1 \mu F$)	Measured at 100VDC after 1 minute. between terminals, at 25 \pm °C.
3.	Capacitance	Within the specification	Measured with frequency 10Khz and AC voltage less than 6V.
4.	Dissipation factor	$\tan \delta < 0.1\%$	
5.	Tensile strength of terminations	No damage	Loading force in bending the lead to 90 of the body. 1.0
6.	Vibration	No opening and short happened No damage in element junction and appearance.	10 – 55Hz 1.5 mm amplitude 3 direction 2H Per direction.
7.	Solderability	Good tinning, by eye measurement more than 3/4 of circumference is covered with new solder	Solder temp. 245°C $\pm 5^\circ$ C dwell time 3 \pm 0.5 Sec
8.	Cold	Capacitance change within + 3 -0% of 25°C	At -40°C no Voltage applied

**FLYiNG**

臥式(圓形)電容器規格書

成品型號: PMT203K3JX0

版次: 0

日期: 2020/06/15

頁次: 4 of 9

ARTICLE	APPLICATION ITEM	CHARACTERSTICS	TEST METHOD
9.	Heat	Capacitance change within + 0 -5% of 25℃	At + 100℃ no Voltage applied
10.	Humidity life test	Appearance : No damage Dielectric strength : No damage IR : > 30% of initial value cap. change ≤ 5% of initial value tan δ < 0.1%	Temp. and humidity 40℃ 90 - 95% R.H. add W.V. for 500H then keep 16H under room temp.
11.	Heat life test	Appearance : no damage IR : > 50% of Specified Value cap. change : ≤ 3% of initial value tan δ < 0.1%	Add 125% of W.V. 100℃ -5% after 5'000 hours at Urms or after 3'000 hours at Ur
12.	Sort test	Appearing : No damage Dielectrics strength : No damage Capacitance : within the specific cation D.F : within the specification	Vms×√2VDC for 3~5 Times discharge.
13.	Epoxy resin filled	The epoxy will not spill over the bottom of the tape.	By vernier measurement
14.	Storage conditions and duration Packaged capacitors should be kept in clean, ventilated, dry coffers, not near the heat source, not subject to direct sunlight, is strictly prohibited and chemical reagents, acid and harmful gas storage together. Capacitor at a temperature within the range 20 ~ 25 °C, humidity less than 50% of the state of storage for one year.		


8. Marking

a. w.v.

b. Capacitance

c. Capacitance tolerance

d. Trading mark

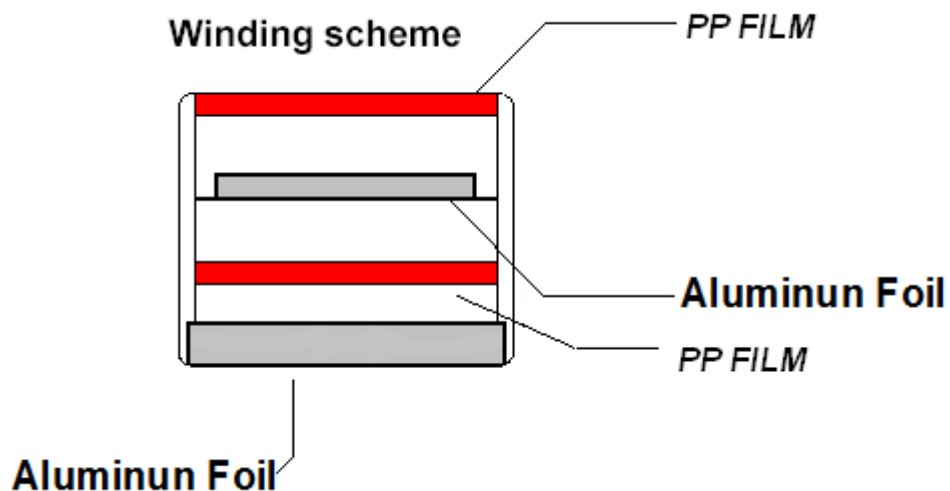
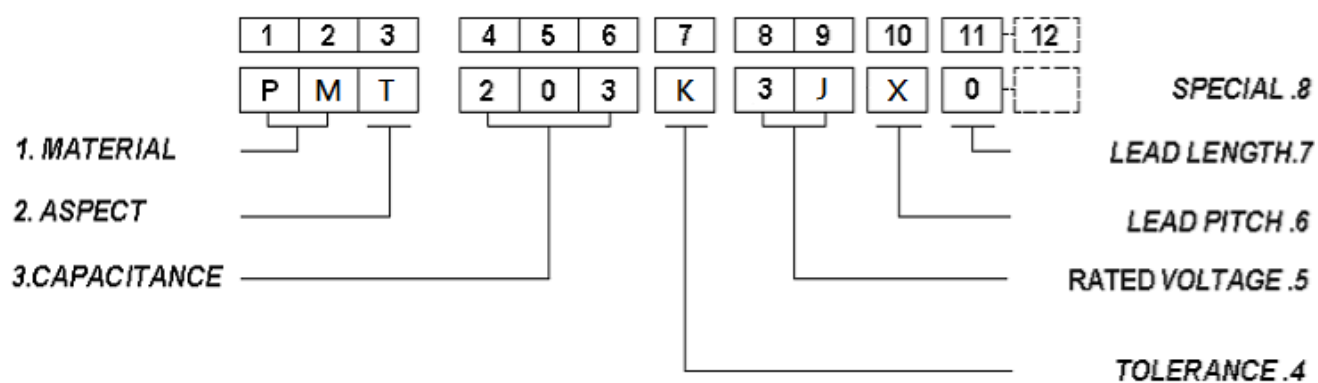

0.02±10%
6KV PMT
9. Terminal & Dimension

PART NO.	VOLTAGE	CAPACITANCE		DIMENSION		
		SYMBOL	μF	OD	L	d
PMT203K3JX0	6000VDC	203	0.02	31.0	50.0	1.0



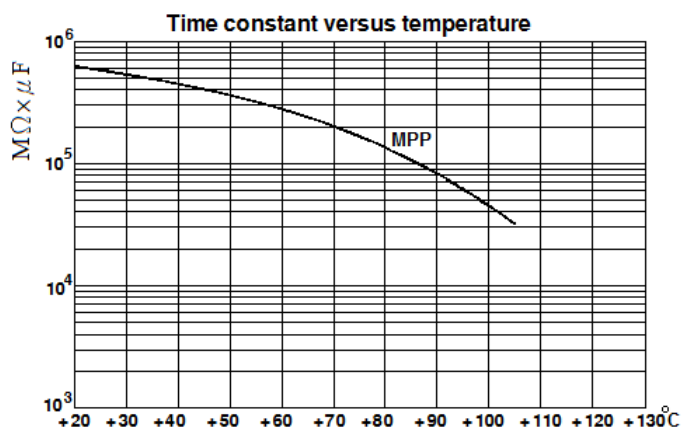
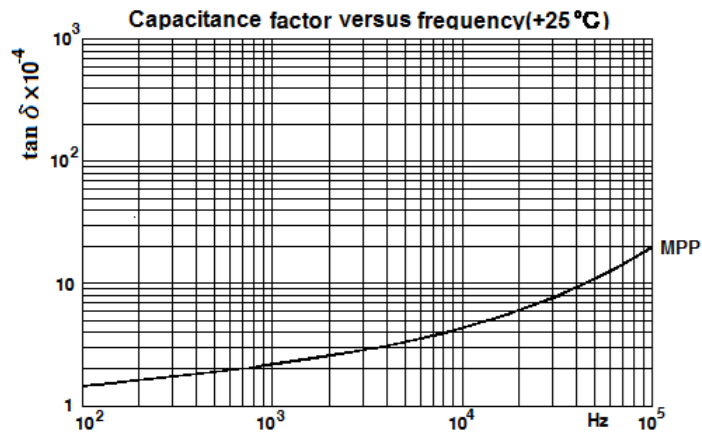
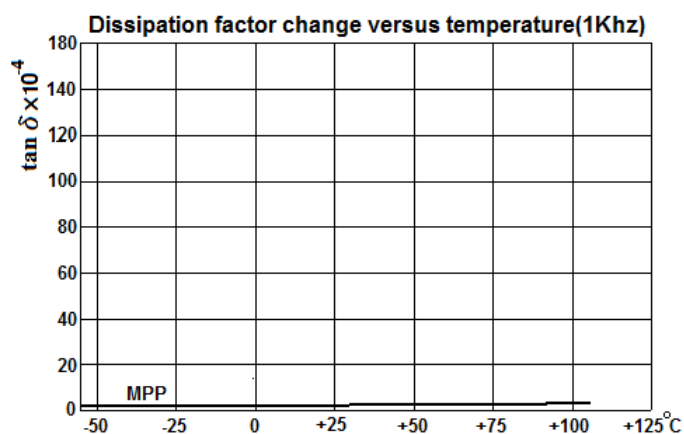
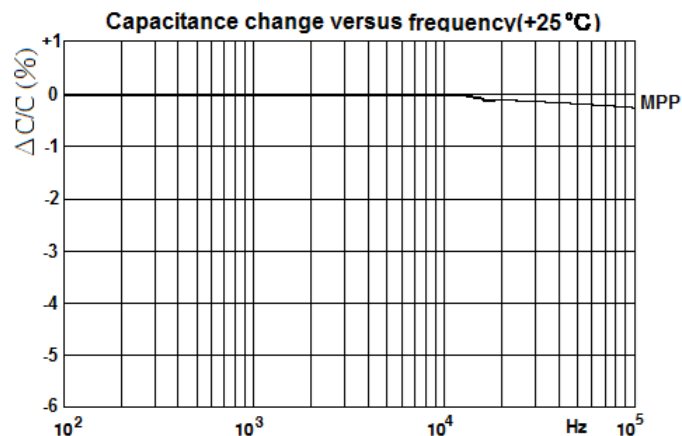
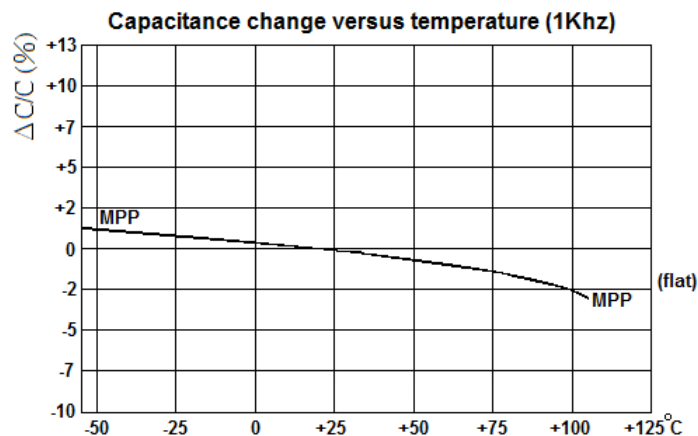
10. (AID) PART NO.

HOW TO ORDER(AID Computer CODE)





TEMPERATURE AND FREQUENCY CHARACTERISTICS



MPP= metallized polypropylene

**FLYiNG**

臥式(圓形)電容器規格書

成品型號: PMT203K3JX0

版次: 0

日期: 2020/06/15

頁次: 7 of 9

UL Online Certifications Directory[OCD Home](#) [Quick Guide](#) [Contact Us](#) [UL.com](#)**QMFZ2.E154421****Plastics - Component**

Additional information regarding this certification can be found in UL's iQ Family of Databases
www.ul.com/iq.

NEW -- for additional information concerning the individual material, click on the material designation.

[Page Bottom](#)**Plastics - Component**[See General Information for Plastics - Component](#)**KO HO CHEMICAL CO LTD**

E154421

13 ERH KAN RD

SAN KAN HSIANG WAI PU

TAI CHUNG, 438 TAIWAN

									H	D	
		Min.		H	H	R T I			V	4	C
		Thk	Flame	W	A	Elec	Mech		T	9	T
Material Dsg	Color	mm	Class	I	I		Imp	Str	R	5	I
Epoxy Potting Compound (EP - Potting), "Epoxy Resin", furnished as two liquid components.											
9824(#) A/B	ALL	0.78	V-0	-	-	90	90	90			

(#) - May be replaced with two alphanumeric characters designating color.

Marking: Company name and material designation on container, wrapper or finished part.

[Last Updated](#) on 2008-08-26

**FLYiNG****臥式(圓形)電容器規格書**

成品型號: PMT203K3JX0

版次: 0

日期: 2020/06/15

頁次: 8 of 9

13/8/5

OANZ2.E117836 - Insulating Tape - Component

**ONLINE CERTIFICATIONS DIRECTORY****OANZ2.E117836
Insulating Tape - Component**[Page Bottom](#)**Insulating Tape - Component**[See General Information for Insulating Tape - Component](#)**PANTECH TAPE CO LTD**

E117836

8 ALLEY 98, LANE 800
CHUNG-SHAN SOUTH RD
YANGMEI, TAOYUAN 326 TAIWAN

Polyethylene Terephthalate insulating tape with acrylic adhesive, Cat. No. 13*(a), rated 130 C.**Polyethylene Terephthalate insulating tape with acrylic adhesive**, Cat. No. 25(b), rated 130 C.**Polyethylene Naphthalate insulating tape with acrylic adhesive**, Cat. Nos. 154, 155*, rated 155 C.**Polyimide insulating tape with acrylic adhesive**, Cat. No. 83*, rated 155 C.**Polyimide insulating tape with silicone adhesive**, Cat. No. 200*, rated 200 C.**Polyimide (KAPTON) film insulating tape with silicone adhesive**, Cat. No. 220*, rated 200 C.

* - Complies with "Flame Retardant" requirements when so marked.

(a) Markings may contain the following ratings. Markings shall be verbatim: "Comparative Tracking Index (CTI) Adhesive Side only, CTI performance Level Category PLC = 0, Voltage 600, per UL 746A/ASTMD 3638", "CTI 600 per IEC112, First Edition (1979), CTI Material Group I", or equivalent.

(b) - Comparative Tracking Index (CTI) film side: "CTI Performance Level Category PLC=3, Voltage 225, per UL 746A/ASTMD 3638", and/or "CTI 225(200)-1.17 per IEC112, First Edition (1979), CTI Material Group IIIa", or equivalent.

Marking: Company name or "E117836" and catalog designation printed on central paper core or outer package.

[Last Updated](#) on 2010-05-04[Questions?](#)[Print this page](#)[Terms of Use](#)[Page Top](#)

◆ 2013 UL LLC

When the UL Leaf Mark is on the product, or when the word "Environment" is included in the UL Mark, please search the [UL Environment database](#) for additional information regarding this product's certification.

The appearance of a company's name or product in this database does not in itself assure that products so identified have been manufactured under UL's Follow-Up Service. Only those products bearing the UL Mark should be considered to be Certified and covered under UL's Follow-Up Service. Always look for the Mark on the product.

UL permits the reproduction of the material contained in the Online Certification Directory subject to the following conditions: 1. The Guide Information, Assemblies, Constructions, Designs, Systems, and/or Certifications (files) must be presented in their entirety and in a non-misleading manner, without any manipulation of the data (or drawings). 2. The statement "Reprinted from the Online Certifications Directory with permission from UL" must appear adjacent to the extracted material. In addition, the reprinted material must include a copyright notice in the following format: "© 2013 UL LLC".

**Guideline of notabilia for the usage of plastic film capacitors****塑膠薄膜電容器的使用上注意事項及指導**

Plastic film capacitors use organic films for their dielectrics, thus the capacitors may fume of flame, depending on the circuit Conditions they are in, when they are damaged by applying over-voltage or over-current.

塑膠薄膜電容器使用有機薄膜為介質，當使用超過額定電壓及額定電流，可能產生火焰，導致電容損壞，故請使用於正確的迴路。

1. Circuit Design 迴路設計

- ① Please use capacitors within the range of their characteristic ratings, only after confirming their operating and mounting environments.
請確認電容器的使用範圍僅止於明定之額定特性規範，請先確認電容器使用之環境是否符合規範。
- ② In case of selecting a capacitor, please select the most suitable one which fits to your operating conditions.
請依照適合的作業條件選擇相對應的電容器使用。
- ③ Capacitors used for Across-The-Line, Line-By-Pass and Antenna-Coupling to suppress noises in an equipment, the capacitors Need To be approved by overseas Safety Standards or 'Electric Appliance and Material Control' by Ministry of international Trade and Industry.
電容器用於跨接，旁路迴路及天線耦合等抑制噪音的裝置，需通過海外安全標準或日本通商產業省之電器用品安全法。
- ④ An applying voltage to a capacitor, including the peak of surge and ripple voltage (D.C. voltage + A.C. Peak), cannot be Exceeded therating voltage.
電容器之應用電壓，包括突波和紋波電壓的峰值(直流電壓+交流峰值)不可超過額定電壓。
- ⑤ Do not apply a current over its permissible level. Also, make sure the check the surrounding temperature and inherent Temperature rise of a capacitor since a permissible current can be restricted by those factors.
切勿使用超出電容器可承載之電流並檢查電容器周圍之溫度，因有許多因素會影響電流之變化，進而造成電容器之溫度上升。
- ⑥ Please contact AID for further details, if mechanical resonance (hum) occurs to a capacitor.
如電容器的發出共振(嗡嗡)之噪音時，請與AID聯繫。
- ⑦ Do not conduct a rapid charge and discharge to a capacitor which may lead to characteristics degradations or break down of The capacitor.
請不要對電容器進行快速的充電和放電，此可能會導致電容器之特性退化或損壞。

2. Mounting 安裝

- ① Do not apply any exceeding tension or torsion to lead wires of a capacitor, during the mounting process.
請不要使用任何超過電容導線可承受之張力進行插件。
- ② Please mount a capacitor where it dose not contact any other heating parts, high voltage parts and other parts.
請確認電容器使用環境，避免接觸任何其他升溫熱物件,高壓和其他部分料件。
- ③ Please conduct soldering process by strictly following the specified conditions.
進行焊接過程實，請嚴格遵循指定之焊接條件。

3. Case of an emergency 緊急情況

- ① If a fuming, a flaming or an usual smell occurs from an equipment during its usage, please cut off the power supply by Switching It off, pulling the plug out or other methods.
如使用設備有冒煙，火花或冒出不尋常之氣味，請切斷電源，拔掉插頭或以其它方法關閉設備。

4. Storing and handling 儲存和處理

- ① A storage needs to be kept indoors at -10~+40°C and relative humidity of under 75% without any sudden temperature changes, direct sunlight and corrosive gas around.
需保存於-10 ~ 40°C，相對濕度低於75%並確保沒有任何突然的溫度變化，避免直接陽光之曝曬及接觸腐蝕性氣體之環境。
- ② Do not apply and exceeding vibration, shock (dropping) and pressure.
不應過度震動、碰撞和及外力的衝擊。

5. Rejection 報廢

- ① In case of rejecting capacitors, please seek for professionals who deal with the industrial wastes treatments.
對於報廢電容器，請找處理工業廢品之專業人士處理。