



1607

CMOS IC

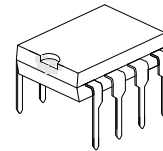
6 TONES SIREN/ALARM SOUND GENERATOR

DESCRIPTION

The **UTC 1607** is a CMOS IC and design for 6 different alarm sounds application. The sound of **UTC 1607** can operate in cycling sequence.

FEATURE

- * Low operating voltage: 2V ~ 5V.
- * On-chip RC oscillator.
- * Low stand by current.
- * CMOS process.



DIP-8

ORDERING INFORMATION

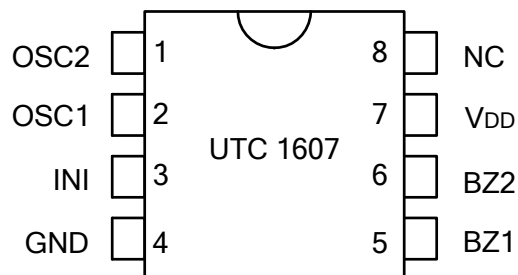
Ordering Number		Package	Packing
Lead Free	Halogen Free		
1607L-D08-T	1607G-D08-T	DIP-8	Tube

<p>1607L-D08-T</p> <ul style="list-style-type: none">(1) Packing Type(2) Package Type(3) Lead Free	<ul style="list-style-type: none">(1) Tube: Tube(2) D08: DIP-8(3) L: Lead Free, G: Halogen Free
--	---

MARKING INFORMATION

PACKAGE	MARKING
DIP-8	<p>UTC [] [] [] [] 1607 [] [] [] [] [] []</p> <p>→ Date Code → L: Lead Free → G: Halogen Free → Lot Code</p>

■ PIN CONFIGURATION



■ PIN DESCRIPTION

PIN NO.	PIN NAME	I/O	DESCRIPTION
1	OSC2	I	Oscillator pin with external resistor.
2	OSC1	O	
3	INI	I	An internal pull-up resistor. Might disable BZ1, BZ2, when connected to GND.
4	GND		Power supply pin (-)
5	BZ1	O	Audio output pins
6	BZ2	O	
7	V _{DD}		Power supply pin (+)
8	NC		No connecting

■ ABSOLUTE MAXIMUM RATINGS

PARAMETER	SYMBOL	RATINGS	UNIT
Supply Voltage	V_{CC}	-0.3 ~ 6	V
Input Voltage	V_{IN}	-0.3 ~ $V_{CC}+0.3$	V
Output Voltage	V_{OUT}	-0.3 ~ $V_{CC}+0.3$	V
Operating Temperature	T_{OPR}	-20 ~ +85	°C
Storage Temperature	T_{STG}	-40 ~ +150	°C

Notes: 1. Absolute maximum ratings are those values beyond which the device could be permanently damaged.

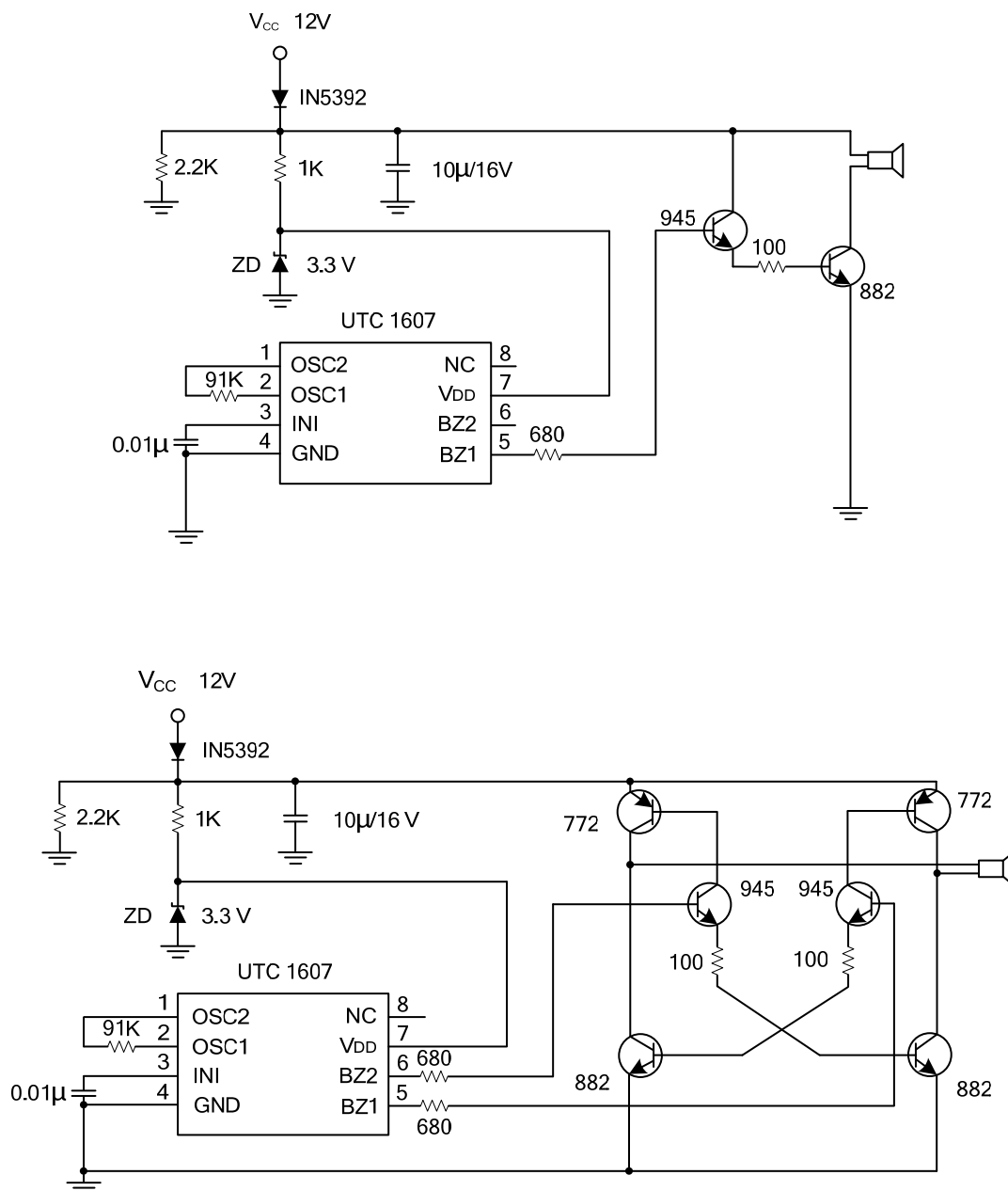
Absolute maximum ratings are stress ratings only and functional device operation is not implied.

2. The device is guaranteed to meet performance specification within 0°C~70°C operating temperature range and assured by design from -20°C~85°C

■ ELECTRICAL CHARACTERISTICS

PARAMETER	SYMBOL	MIN	TYP	MAX	UNIT
Operating Voltage	V_{CC}	2	3	5	V
Operating Current	I_{OP}		300	500	uA
BZ1, BZ2 Driving Current	High	I_{OH}	1		mA
	Low	I_{OL}	1		mA
Operating Frequency	F_{OP}	70	110	128	kHz

■ APPLICATION CIRCUIT



UTC assumes no responsibility for equipment failures that result from using products at values that exceed, even momentarily, rated values (such as maximum ratings, operating condition ranges, or other parameters) listed in products specifications of any and all UTC products described or contained herein. UTC products are not designed for use in life support appliances, devices or systems where malfunction of these products can be reasonably expected to result in personal injury. Reproduction in whole or in part is prohibited without the prior written consent of the copyright owner. The information presented in this document does not form part of any quotation or contract, is believed to be accurate and reliable and may be changed without notice.