



2SB1198

PNP EPITAXIAL SILICON TRANSISTOR

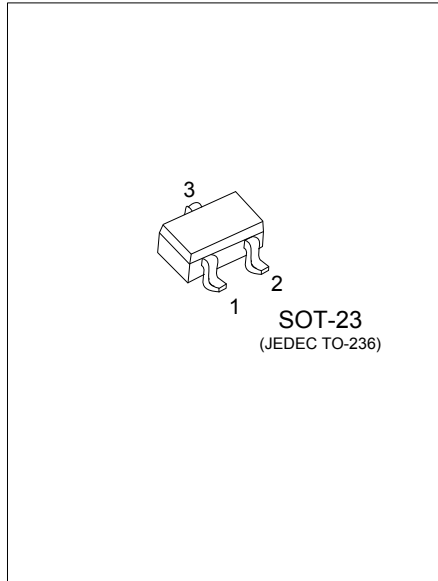
LOW FREQUENCY PNP TRANSISTOR

DESCRIPTION

The UTC **2SB1198** is an epitaxial planar type PNP silicon transistor.

FEATURES

- * High breakdown voltage : $BV_{CEO} = -80V$
- * Low $V_{CE(sat)}$: $V_{CE(sat)} = -0.2V$ (Typ)
($I_C/I_B = -0.5A/-50mA$)



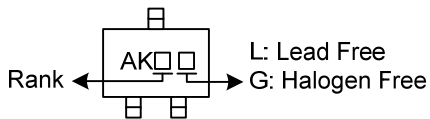
ORDERING INFORMATION

Ordering Number		Package	Pin Assignment			Packing
Lead Free	Halogen Free		1	2	3	
2SB1198G-x-AE3-R	2SB1198G-x-AE3-R	SOT-23	B	E	C	Tape Reel

Note: Pin Assignment: B: Base E: Emitter C: Collector

<p>2SB1198G-x-AE3-R</p> <ul style="list-style-type: none"> (1) Packing Type (2) Package Type (3) Rank (4) Green Package 	<ul style="list-style-type: none"> (1) R: Tape Reel (2) AE3: SOT-23 (3) x: refer to Classification of h_{FE} (4) G: Halogen Free and Lead Free, L: Lead Free
-------------------------------------------------------------------------------------------------------------------------------------------------------------------	---------------------------------------------------------------------------------------------------------------------------------------------------------------------------------------------------------------------

MARKING



■ ABSOLUTE MAXIMUM RATING ($T_A=25^\circ\text{C}$, unless otherwise specified)

PARAMETER	SYMBOL	RATINGS	UNIT
Collector-Base Voltage	V_{CBO}	-80	V
Collector-Emitter Voltage	V_{CEO}	-80	V
Emitter-Base Voltage	V_{EBO}	-5	V
Collector Current	I_C	-0.5	A
Collector Power Dissipation	P_C	0.2	W
Junction Temperature	T_J	+150	$^\circ\text{C}$
Storage Temperature	T_{STG}	-40 ~ +150	$^\circ\text{C}$

Notes: 1. Absolute maximum ratings are those values beyond which the device could be permanently damaged. Absolute maximum ratings are stress ratings only and functional device operation is not implied.

2. The device is guaranteed to meet performance specification within 0°C ~ 70°C operating temperature range and assured by design from -20°C ~ 85°C .

■ ELECTRICAL CHARACTERISTICS ($T_A=25^\circ\text{C}$, unless otherwise specified)

PARAMETER	SYMBOL	TEST CONDITIONS	MIN	TYP	MAX	UNIT
Collector Base Breakdown Voltage	BV_{CBO}	$I_C = -50\mu\text{A}$	-80			V
Collector Emitter Breakdown Voltage	BV_{CEO}	$I_C = -2\text{mA}$	-80			V
Emitter Base Breakdown Voltage	BV_{EBO}	$I_E = -50\mu\text{A}$	-5			V
Collector Cut-Off Current	I_{CBO}	$V_{CB} = -50\text{V}$			-0.5	μA
Emitter Cut-Off Current	I_{EBO}	$V_{EB} = -4\text{V}$			-0.5	μA
Collector-Emitter Saturation Voltage	$V_{CE(sat)}$	$I_C/I_B = -0.5\text{A}/-50\text{mA}$		-0.2	-0.5	V
DC Current Transfer Ratio	h_{FE}	$V_{CE} = -3\text{V}, I_C = -0.1\text{A}$	120		390	
Transition Frequency	f_T	$V_{CE} = -10\text{V}, I_E = 50\text{mA}, f = 100\text{MHz}$		180		MHz
Output Capacitance	C_{ob}	$V_{CB} = -10\text{V}, I_E = 0\text{A}, f = 1\text{MHz}$		11		pF

■ CLASSIFICATION OF h_{FE}

RANK	Q	R
RANGE	120-270	180-390

■ TYPICAL CHARACTERISTICS

Figure 1. Grounded Emitter Propagation Characteristics

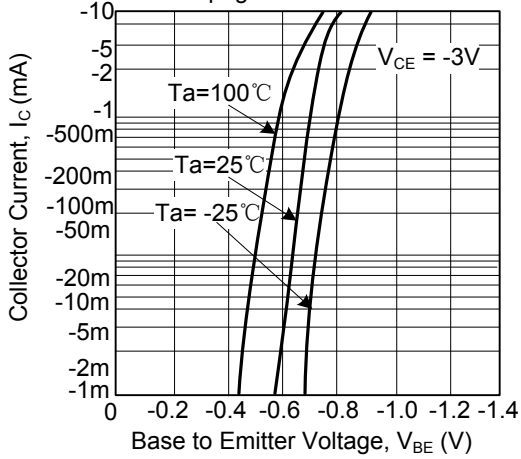


Figure 2. Grounded Emitter Output Characteristics

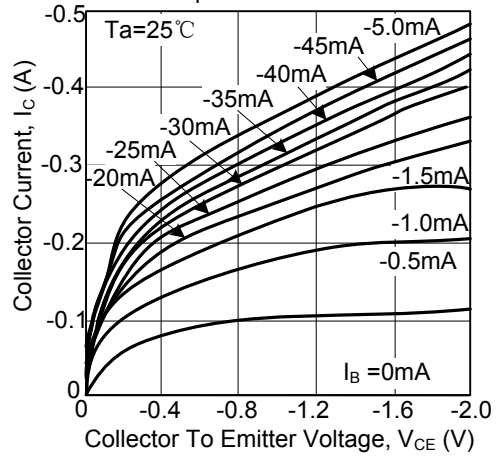


Figure 3. DC Current Gain vs. Collector Current

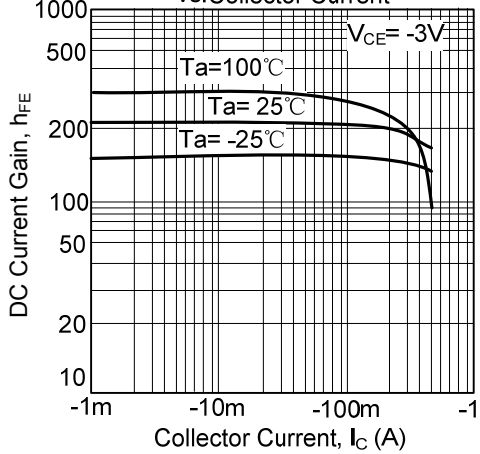


Figure 4. Collector-Emitter Saturation Voltage vs. Collector Current (I)

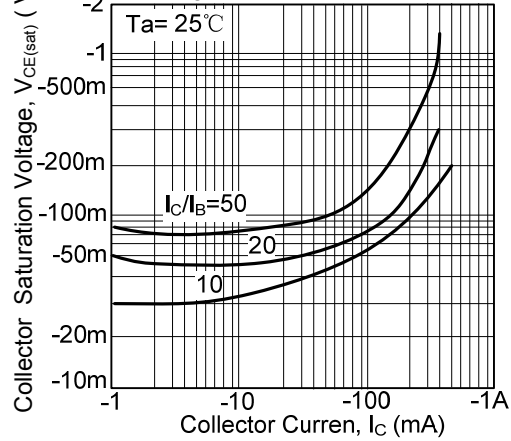


Figure 5. Collector-emitter Saturation Voltage vs. Collector Current (II)

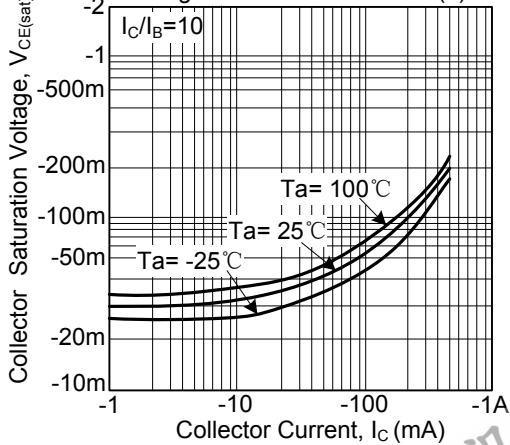
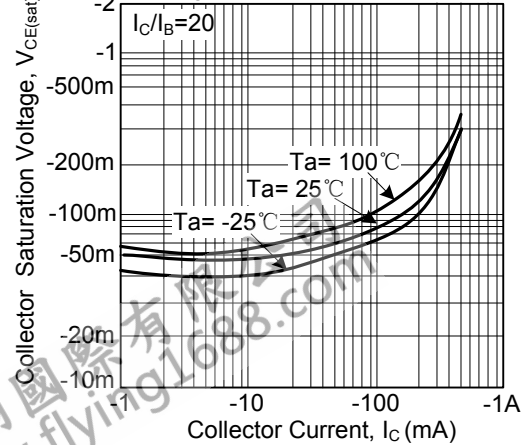
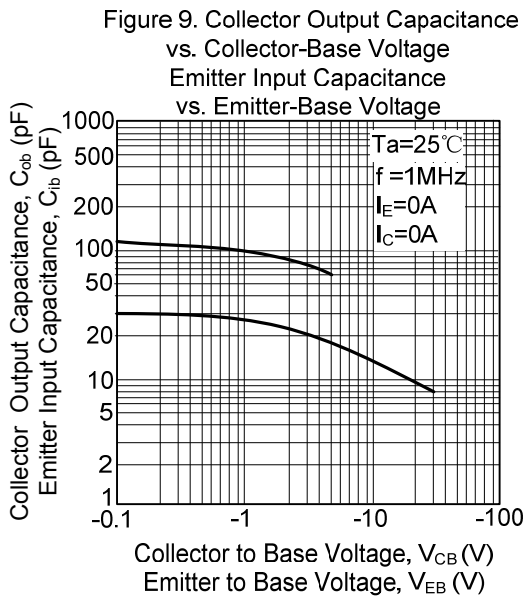
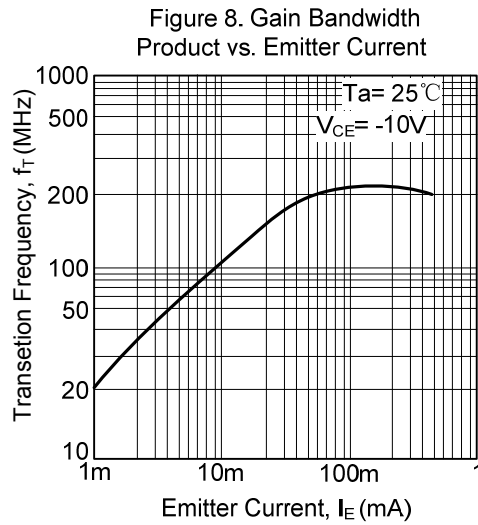
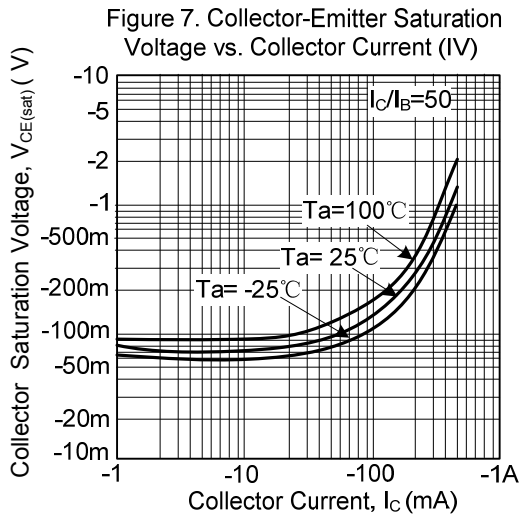


Figure 6. Collector-Emitter Saturation Voltage vs. Collector Current (III)



■ TYPICAL CHARACTERISTICS (Cont.)



UTC assumes no responsibility for equipment failures that result from using products at values that exceed, even momentarily, rated values (such as maximum ratings, operating condition ranges, or other parameters) listed in products specifications of any and all UTC products described or contained herein. UTC products are not designed for use in life support appliances, devices or systems where malfunction of these products can be reasonably expected to result in personal injury. Reproduction in whole or in part is prohibited without the prior written consent of the copyright owner. UTC reserves the right to make changes to information published in this document, including without limitation specifications and product descriptions, at any time and without notice. This document supersedes and replaces all information supplied prior to the publication hereof.