

UTC BU508AFI NPN EPITAXIAL SILICON TRANSISTOR

SILICON DIFFUSED POWER TRANSISTOR

DESCRIPTION

The UTC BU508AFI is high voltage, high speed switching NPN transistors in a plastic envelope, primarily for use in horizontal deflection circuits of colour television receivers.



TO-3PML

1. BASE
2. COLLECTOR
3. EMITTER

1 2 3

Features

- * TV color horizontal deflection.
- * With TO-3PML fully isolated package.

Absolute Maximum Rating $T_c=25^\circ\text{C}$

PARAMETER	SYMBOL	VALUE	UNIT
Collector-base voltage($V_{BE}=0$)	V_{CBO}	1500	V
Collector-emitter voltage($I_B=0$)	V_{CEO}	700	V
Emitter-base Voltage($I_C=0$)	V_{EBO}	10	V
Collector peak current	I_{cp}	15	A
Collector current	I_C	8	A
Collector power dissipation	P_c	60	W
Junction temperature	T_j	150	$^\circ\text{C}$
Storage temperature	T_{stg}	-65~150	$^\circ\text{C}$

ELECTRICAL CHARACTERISTICS $T_c=25^\circ\text{C}$

PARAMETER	SYMBOL	TEST CONDITIONS	MIN	MAX	UNIT
Collector-base cut off current	I_{CBO}	$V_{CE}=1500\text{V}, V_{BE}=0$		2.0	mA
Emitter-base cut off current	I_{EBO}	$V_{EB}=5\text{V}, I_C=0$		100	μA
Collector-emitter Sustaining voltage	$V_{CEO(sus)}$	$I_C=100\text{mA}, I_B=0$	700		V
Emitter-base breakdown voltage	V_{EBO}	$I_E=10\text{mA}, I_C=0$	10		V
Collector-emitter saturation voltage	$V_{CE(SAT)}$	$I_C=4.5\text{A}, I_B=2\text{A}$		1.0	V
Base-emitter saturation voltage	$V_{BE(SAT)}$	$I_C=4.5\text{A}, I_B=2\text{A}$		1.3	V
Base current peak value	H_{FE}	$I_C=100\text{mA}, V_{CE}=5\text{V}$	6	30	

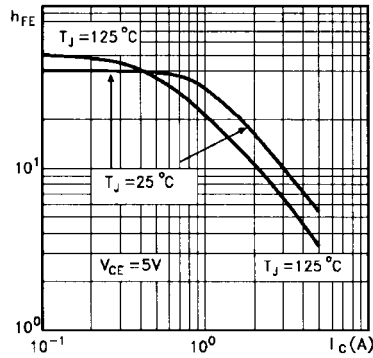
UTC UNISONIC TECHNOLOGIES CO. LTD

1

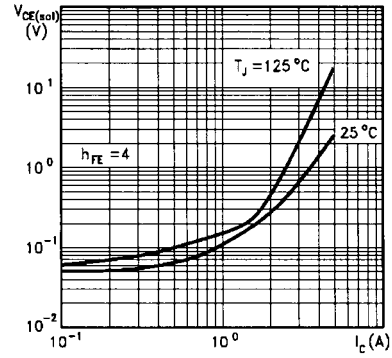
QW-R214-001,A

UTCBU508AF1 NPN EPITAXIAL SILICON TRANSISTOR

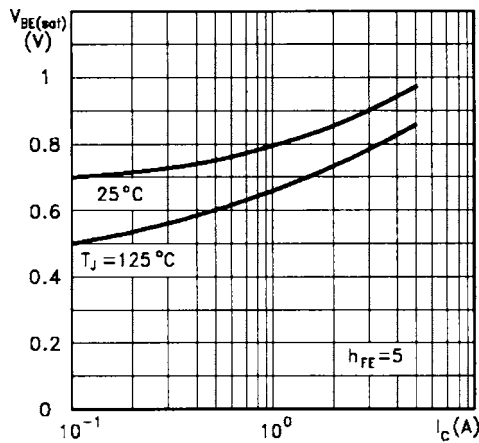
DC Current Gain



Collector Emitter Saturation Voltage



Base Emitter Saturation Voltage



UTC assumes no responsibility for equipment failures that result from using products at values that exceed, even momentarily, rated values (such as maximum ratings, operating condition ranges, or other parameters) listed in products specifications of any and all UTC products described or contained herein. UTC products are not designed for use in life support appliances, devices or systems where malfunction of these products can be reasonably expected to result in personal injury. Reproduction in whole or in part is prohibited without the prior written consent of the copyright owner. The information presented in this document does not form part of any quotation or contract, is believed to be accurate and reliable and may be changed without notice.