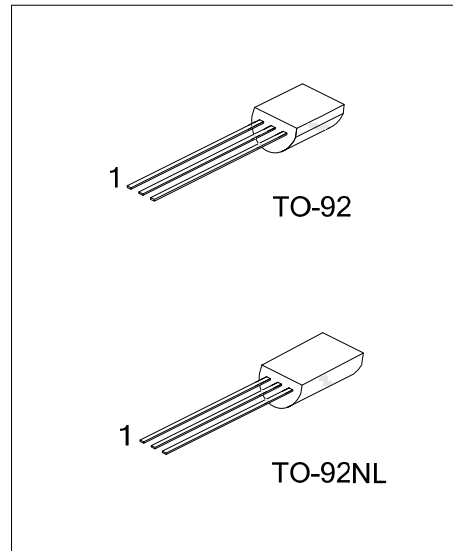




# HE8551

## PNP SILICON TRANSISTOR

LOW VOLTAGE HIGH  
CURRENT SMALL SIGNAL  
PNP TRANSISTOR



■ DESCRIPTION

The UTC **HE8551** is a low voltage high current small signal PNP transistor, designed for Class B push-pull 2W audio amplifier for portable radio and general purpose applications.

■ FEATURES

- \* Collector current up to 1.5A
- \* Collector-emitter voltage up to 25 V
- \* Complimentary to UTC **HE8051**

■ ORDERING INFORMATION

Ordering Number		Package	Pin Assignment			Packing
Lead Free	Halogen Free		1	2	3	
HE8551L-x-T92-B	HE8551G-x-T92-B	TO-92	E	B	C	Tape Box
HE8551L-x-T92-K	HE8551G-x-T92-K	TO-92	E	B	C	Bulk
HE8551L-x-T92-R	HE8551G-x-T92-R	TO-92	E	B	C	Tape Reel
HE8551L-x-T9N-B	HE8551G-x-T9N-B	TO-92NL	E	C	B	Tape Box
HE8551L-x-T9N-K	HE8551G-x-T9N-K	TO-92NL	E	C	B	Bulk
HE8551L-x-T9N-R	HE8551G-x-T9N-R	TO-92NL	E	C	B	Tape Reel

Note: Pin Assignment: E: Emitter B: Base C: Case

<p>HE8551G-x-T92-B</p>	<p>(1) B: Tape Box, K: Bulk, R: Tape Reel (2) T92: TO-92, T9N: TO-92NL (3) x: refer to Classification of <math>h_{FE2}</math> (4) G: Halogen Free and Lead Free, L: Lead Free</p>
------------------------	---

■ MARKING

TO-92	TO-92NL

# HE8551

## PNP SILICON TRANSISTOR

### ■ ABSOLUTE MAXIMUM RATINGS ( $T_A=25^{\circ}\text{C}$ , unless otherwise specified)

PARAMETER	SYMBOL	RATINGS	UNIT
Collector-Base Voltage	$V_{CBO}$	-40	V
Collector-Emitter Voltage	$V_{CEO}$	-25	V
Emitter-Base Voltage	$V_{EBO}$	-6	V
Collector Dissipation ( $T_A=25^{\circ}\text{C}$ )	TO-92	0.625	W
	TO-92NL	0.9	W
Collector Current	$I_C$	-1.5	A
Junction Temperature	$T_J$	+150	$^{\circ}\text{C}$
Storage Temperature	$T_{STG}$	-65 ~ +150	$^{\circ}\text{C}$

Note: Absolute maximum ratings are those values beyond which the device could be permanently damaged. Absolute maximum ratings are stress ratings only and functional device operation is not implied.

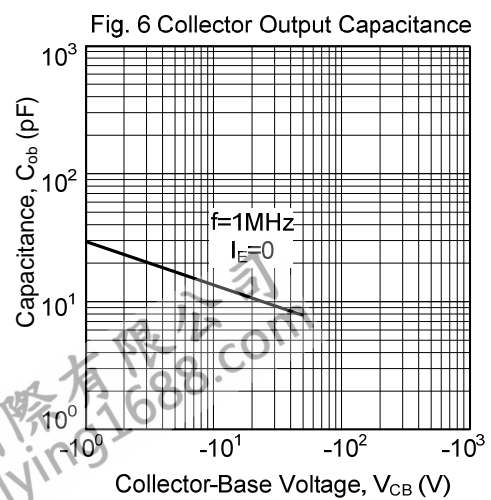
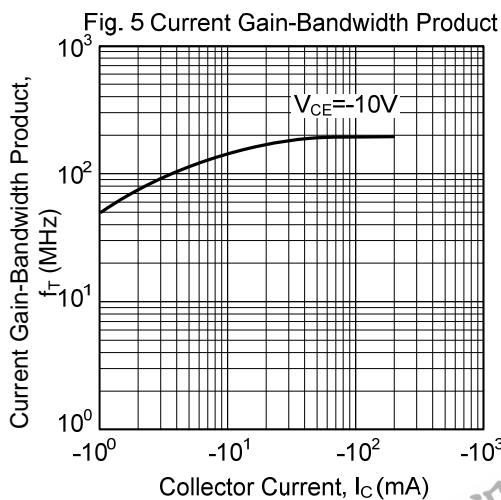
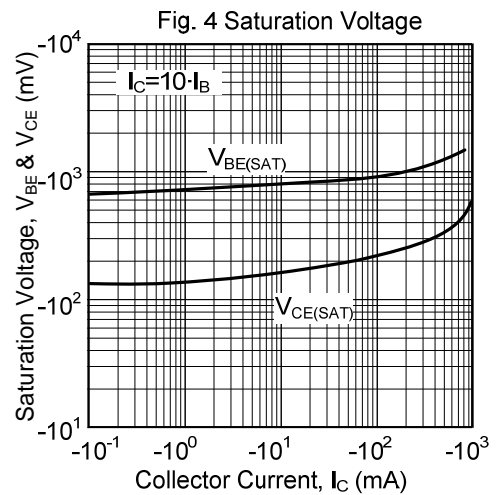
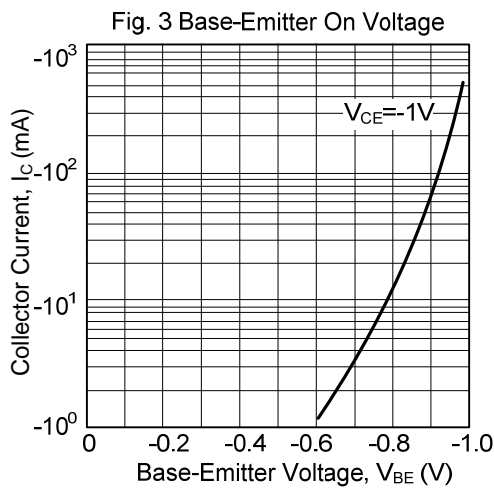
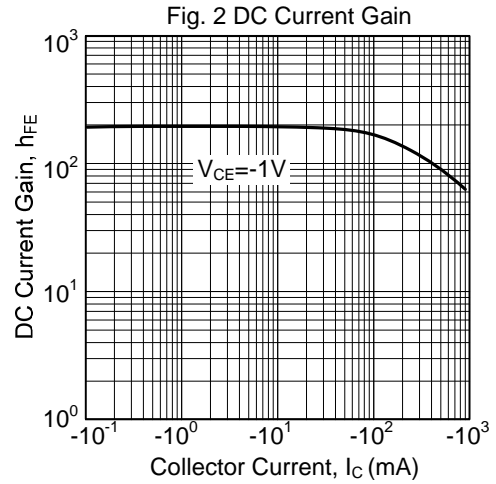
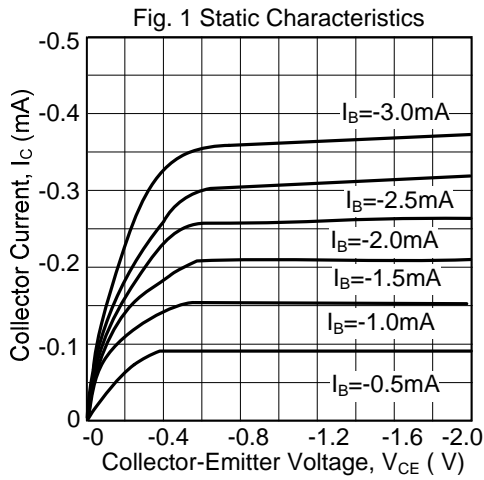
### ■ ELECTRICAL CHARACTERISTICS ( $T_J=25^{\circ}\text{C}$ , unless otherwise specified)

PARAMETER	SYMBOL	TEST CONDITIONS	MIN	TYP	MAX	UNIT
Collector-Base Breakdown Voltage	$BV_{CBO}$	$I_C=-100\mu\text{A}$ , $I_E=0$	-40			V
Collector-Emitter Breakdown Voltage	$BV_{CEO}$	$I_C=-2\text{mA}$ , $I_B=0$	-25			V
Emitter-Base Breakdown Voltage	$BV_{EBO}$	$I_E=-100\mu\text{A}$ , $I_C=0$	-6			V
Collector Cut-Off Current	$I_{CBO}$	$V_{CB}=-35\text{V}$ , $I_E=0$			-100	nA
Emitter Cut-Off Current	$I_{EBO}$	$V_{EB}=-6\text{V}$ , $I_C=0$			-100	nA
DC Current Gain	$h_{FE1}$	$V_{CE}=-1\text{V}$ , $I_C=-5\text{mA}$	45	170		
	$h_{FE2}$	$V_{CE}=-1\text{V}$ , $I_C=-100\text{mA}$	85	160	500	
	$h_{FE3}$	$V_{CE}=-1\text{V}$ , $I_C=-800\text{mA}$	40	80		
Collector-Emitter Saturation Voltage	$V_{CE(SAT)}$	$I_C=-800\text{mA}$ , $I_B=-80\text{mA}$		-0.28	-0.5	V
Base-Emitter Saturation Voltage	$V_{BE(SAT)}$	$I_C=-800\text{mA}$ , $I_B=-80\text{mA}$		-0.98	-1.2	V
Base-Emitter Voltage	$V_{BE}$	$V_{CE}=-1\text{V}$ , $I_C=-10\text{mA}$		-0.66	-1.0	V
Current Gain Bandwidth Product	$f_T$	$V_{CE}=-10\text{V}$ , $I_C=-50\text{mA}$	100	190		MHz
Output Capacitance	$C_{OB}$	$V_{CB}=-10\text{V}$ , $I_E=0$ , $f=1\text{MHz}$		9.0		pF

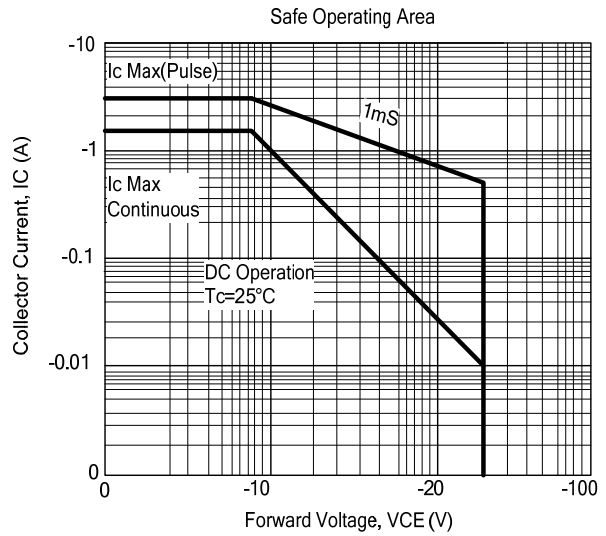
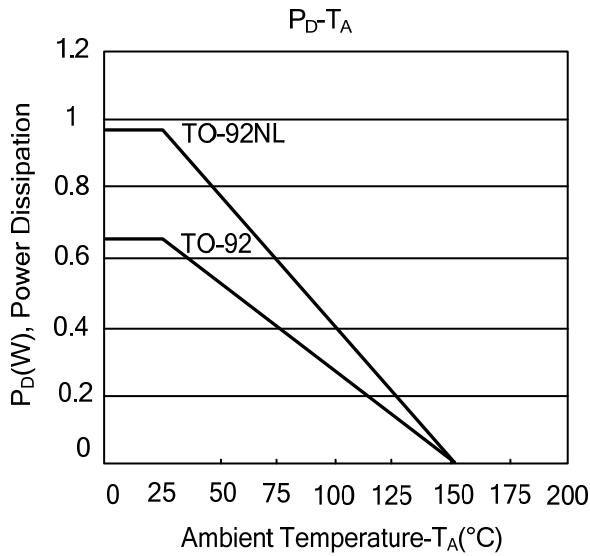
### ■ CLASSIFICATION OF $h_{FE2}$

RANK	C	D	E
RANGE	120-200	160-300	250-500

### ■ TYPICAL CHARACTERISTICS



■ TYPICAL CHARACTERISTICS(Cont.)



UTC assumes no responsibility for equipment failures that result from using products at values that exceed, even momentarily, rated values (such as maximum ratings, operating condition ranges, or other parameters) listed in products specifications of any and all UTC products described or contained herein. UTC products are not designed for use in life support appliances, devices or systems where malfunction of these products can be reasonably expected to result in personal injury. Reproduction in whole or in part is prohibited without the prior written consent of the copyright owner. UTC reserves the right to make changes to information published in this document, including without limitation specifications and product descriptions, at any time and without notice. This document supersedes and replaces all information supplied prior to the publication hereof.